

Combining path integral estimators and particle density estimators in light transport simulation

**Jaroslav
Křivánek**

Charles University in Prague



Computer
Graphics
Charles
University




Contributors

- **I. Georgiev, J. Křivánek, T. Davidovič, P. Slusallek**
SIGGRAPH Asia 2012.
- **T. Hachisuka, J. Pantaleoni, and H. W. Jensen**
SIGGRAPH Asia 2012.
- **J. Křivánek, I. Georgiev, T. Hachisuka, P. Vévoda, M. Šik, D. Nowrouzezahrai, W. Jarosz**
SIGGRAPH 2014.



Bidirectional path tracing (30 min)



Photon mapping (Density estimation) (30 min)



Vertex connection and merging (30 min)

Approach

Bidirectional path tracing

Photon mapping
(Density estimation)

previous
state-of-the-art

- Path integral framework
- Multiple importance sampling
[Veach and Guibas 1995, 1997]

Robust Combined Estimator
(Vertex Connection and Merging - VCM)

new method

**PATH INTEGRAL
ESTIMATORS
&
BIDIRECTIONAL
PATH TRACING**



Path integral formulation



Path integral

$$I_j = \int_{\Omega} f_j(\bar{x}) d\mu(\bar{x})$$

measurement
 G -th pixel value)

all paths

measurement
contribution
function



[Veach and Guibas 1995]

[Veach 1997]

MC evaluation of the path integral

Path integral

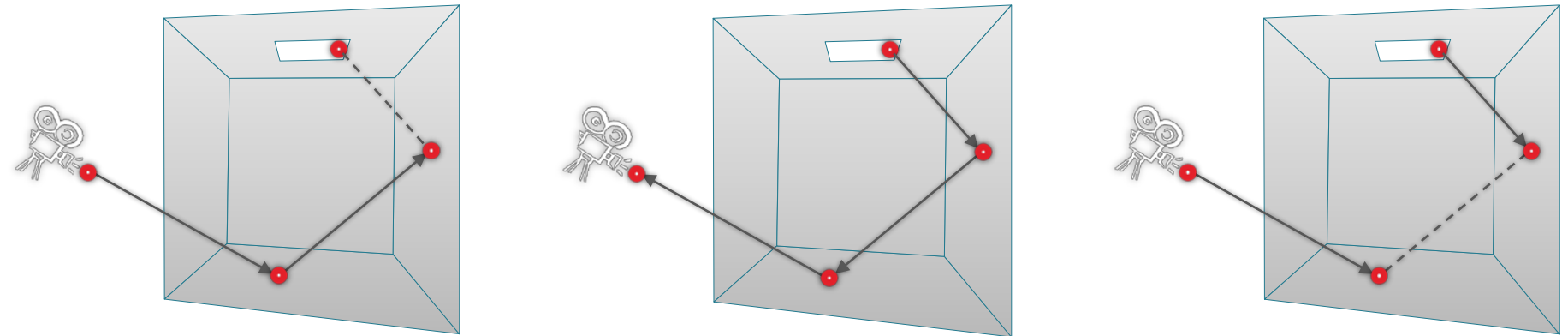
$$I_j = \int_{\Omega} f_j(\bar{x}) \, d\mu(\bar{x})$$

MC estimator

$$\langle I_j \rangle = \frac{f_j(\bar{x})}{p(\bar{x})}$$

- Sample path \bar{x} from some distribution with PDF $p(\bar{x})$
- Evaluate the probability density $p(\bar{x})$
- Evaluate the integrand $f_j(\bar{x})$

Many possible sampling techniques



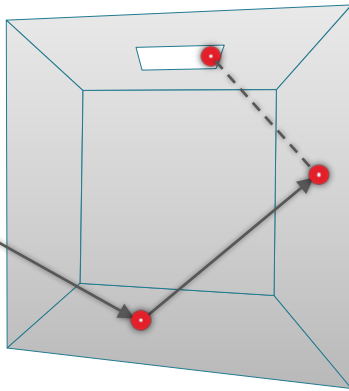
no single technique
works well by itself

Bidirectional path tracing

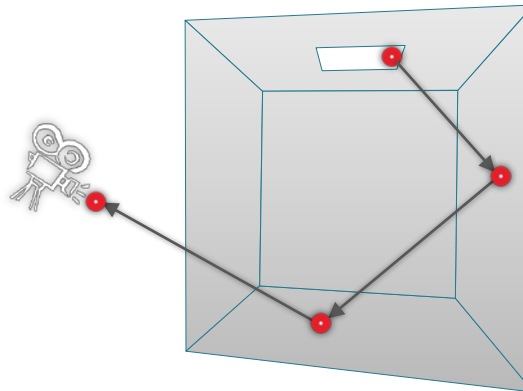
- Use **all** of the above sampling techniques
- Combine using **Multiple Importance Sampling**

Multiple Importance Sampling

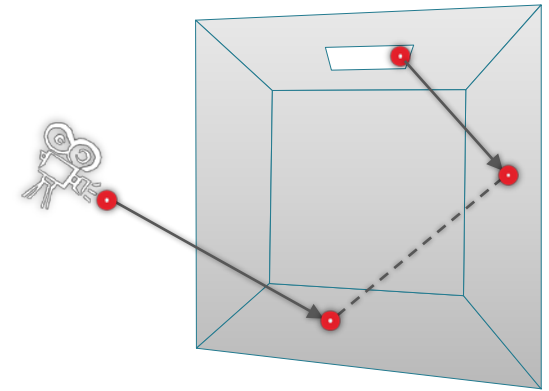
$p_1(\bar{x})$



$p_2(\bar{x})$



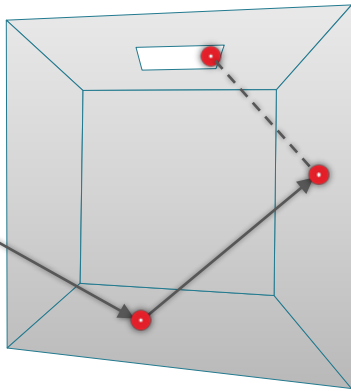
$p_3(\bar{x})$



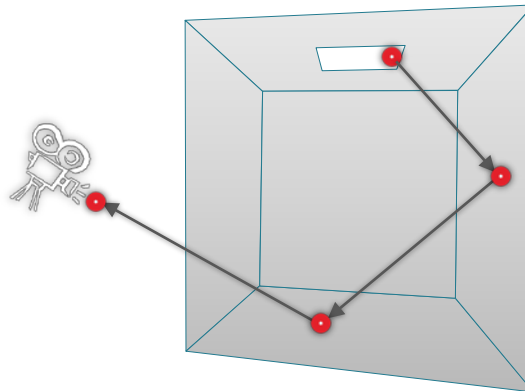
$$w_i(\bar{x}) \propto p_i(\bar{x})$$

Multiple Importance Sampling

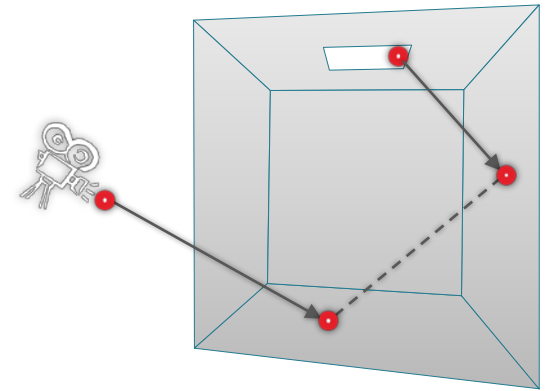
$p_1(\bar{x})$



$p_2(\bar{x})$



$p_3(\bar{x})$



$$w_i(\bar{x}) = \frac{p_i(\bar{x})}{p_1(\bar{x}) + p_2(\bar{x}) + p_3(\bar{x})}$$

Bidirectional path tracing



BPT, 25 samples per pixel




PT, 56 samples per pixel

Images: Eric Veach

LIMITATIONS OF BIDIRECTIONAL PATH TRACING



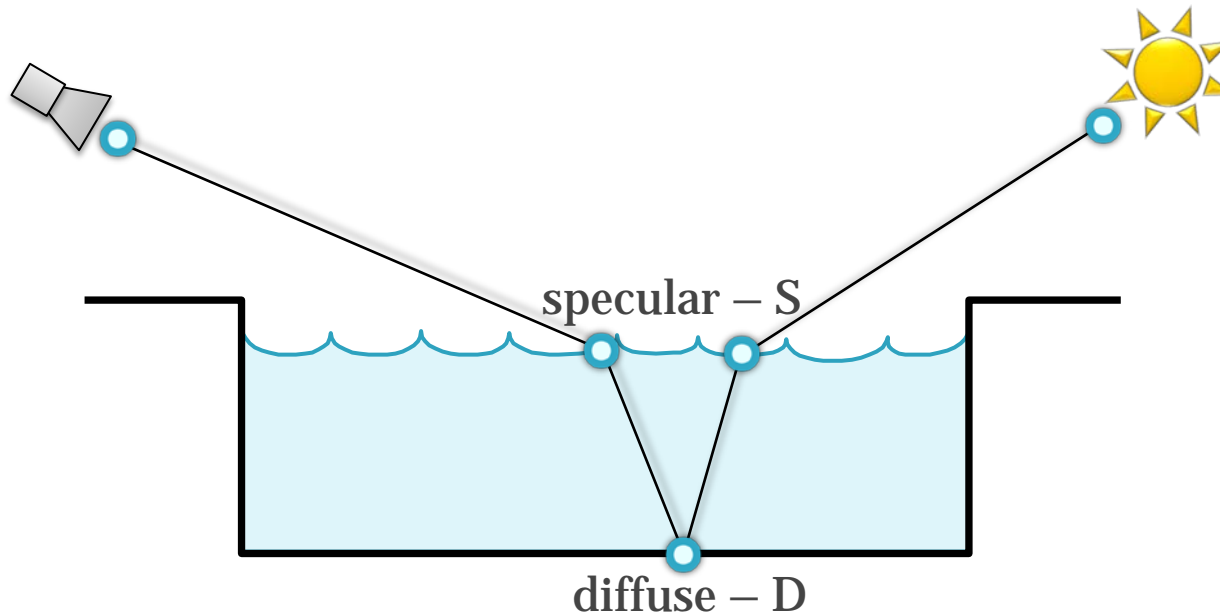


Reference solution

Bidirectional path tracing

Insufficient path sampling techniques

- **SDS paths** sampled with zero (or very small) pdf



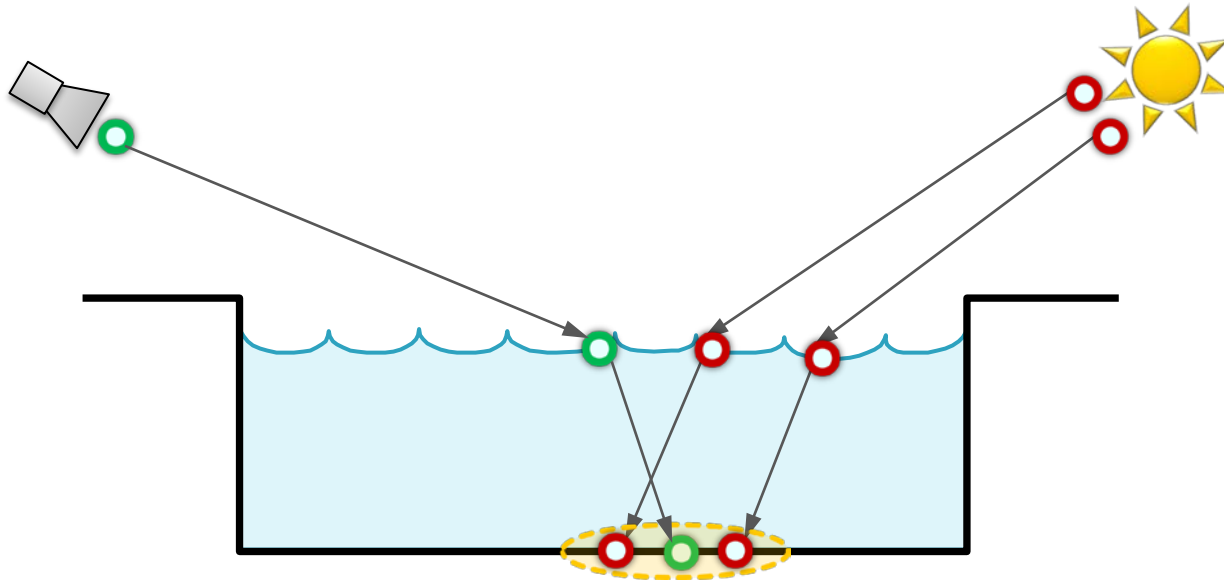
PHOTON MAPPING

(DENSITY ESTIMATION)



Photon mapping (Density estimation)

1. Many fwd walks + store collisions (“photon map”)
2. Radiance estimate: (Kernel) **density estimation**





**COMBINING
BIDIRECTIONAL PATH
TRACING
&
PHOTON MAPPING**



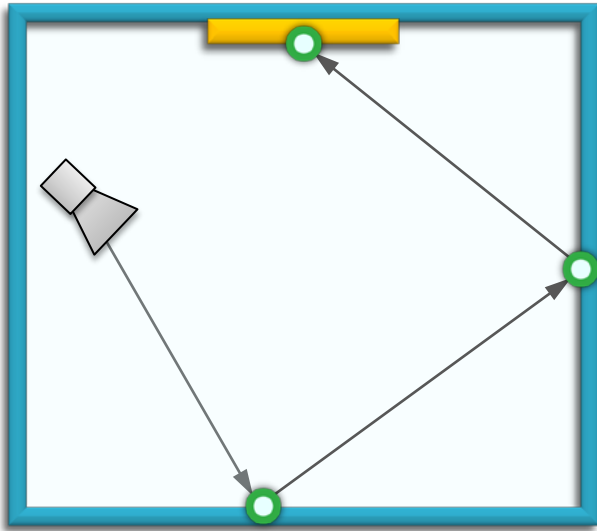
Overview

- ⊖ **Problem:** different mathematical frameworks
 - ❑ **BPT:** Monte Carlo estimator of a path integral
 - ❑ **PM:** Density estimation

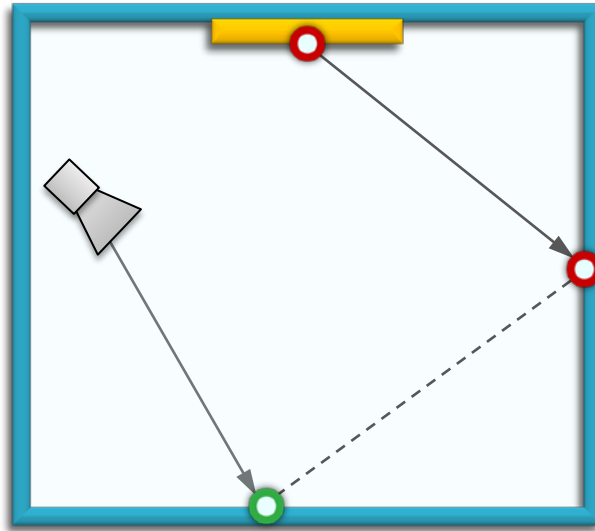
👉 **Key contribution:** Reformulate photon mapping in the path integral framework

- 1) Formalize as path sampling technique
 - 2) Derive path probability density
- ✓ Combination of BPT and PM into a **robust** algorithm

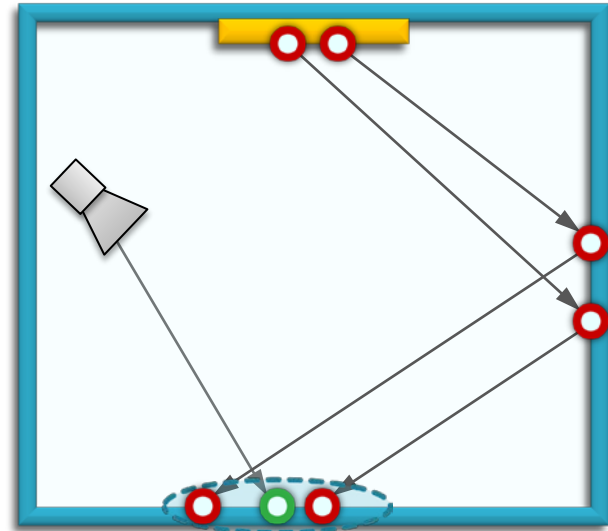
BPT vs PM



Unidirectional sampling



Vertex connection

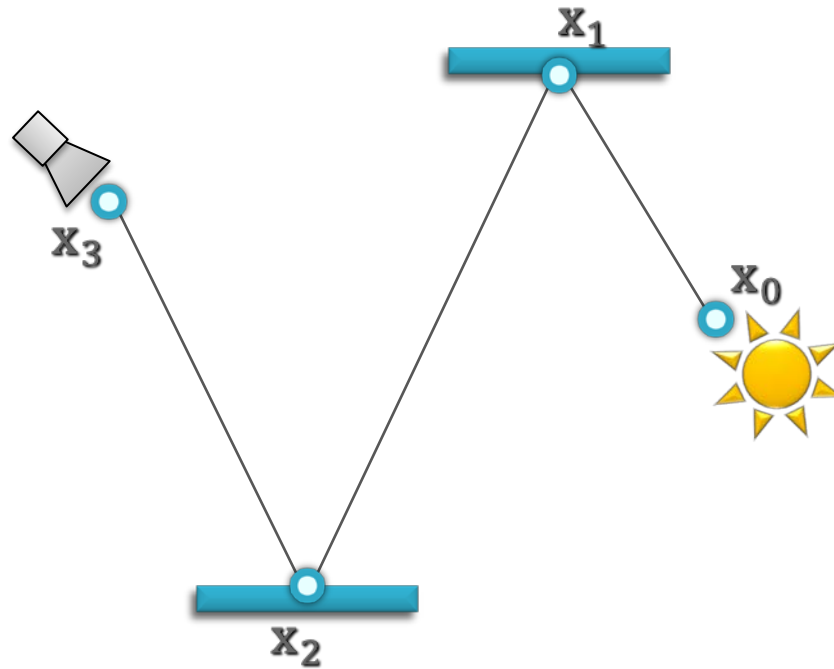


Density estimation

Bidirectional path tracing

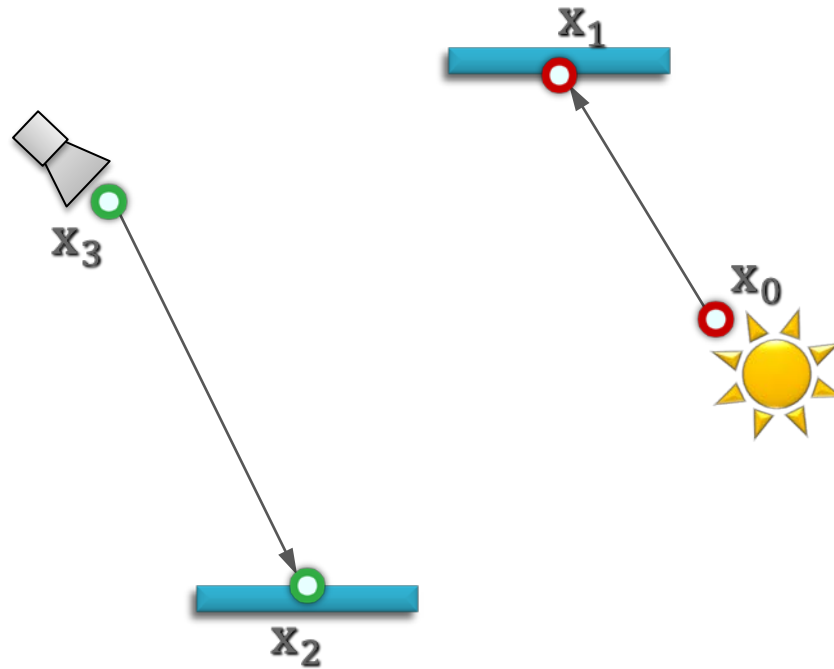
Photon mapping

Bidirectional MC path sampling



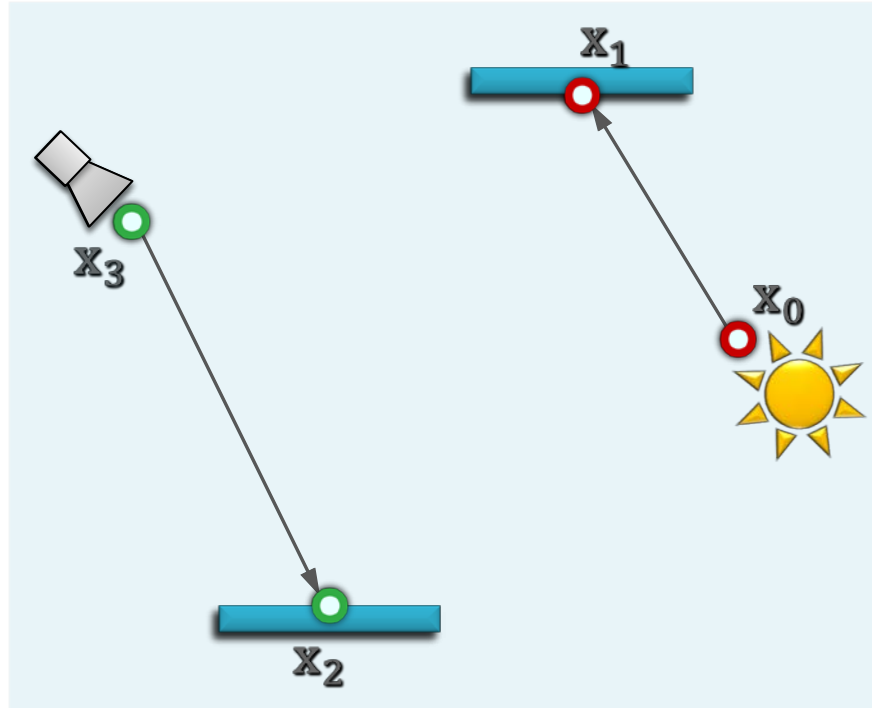
Bidirectional MC path sampling

-  Light vertex
-  Camera vertex



Bidirectional MC path sampling

- Light vertex
- Camera vertex

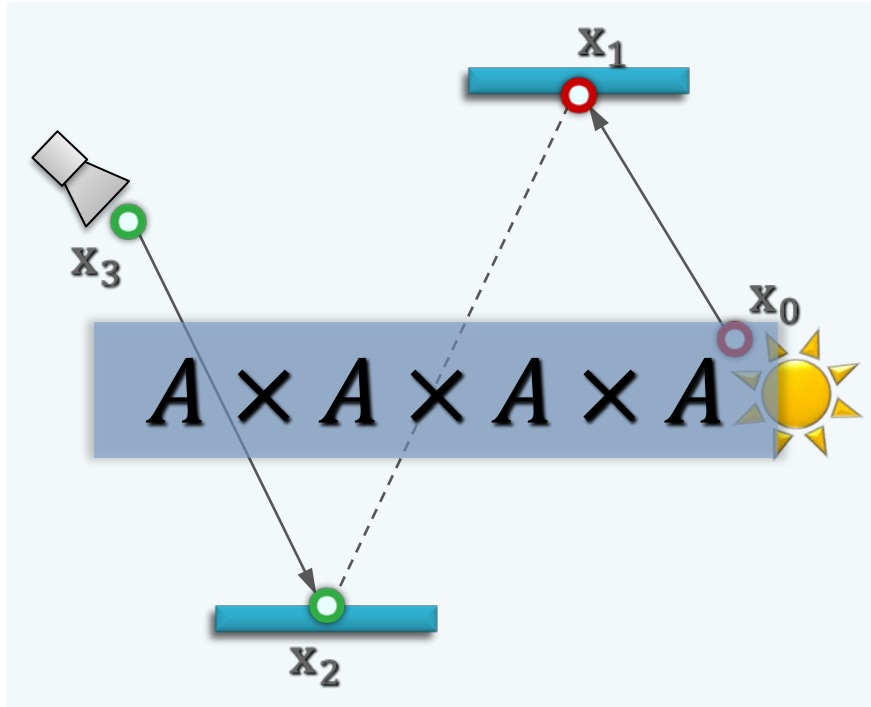


Bidirectional path tracing

Photon mapping

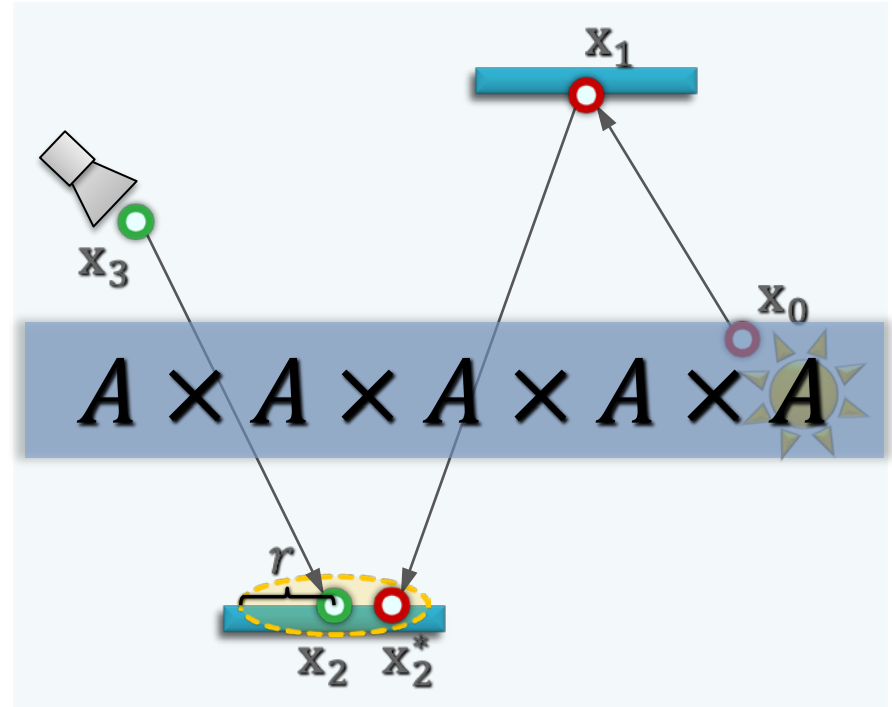
BPT and PM paths – different spaces

- Light vertex
- Camera vertex



Bidirectional path tracing

$$p(\bar{\mathbf{x}}) = p(x_0)p(x_0 \rightarrow x_1) p(x_3)p(x_3 \rightarrow x_2)$$



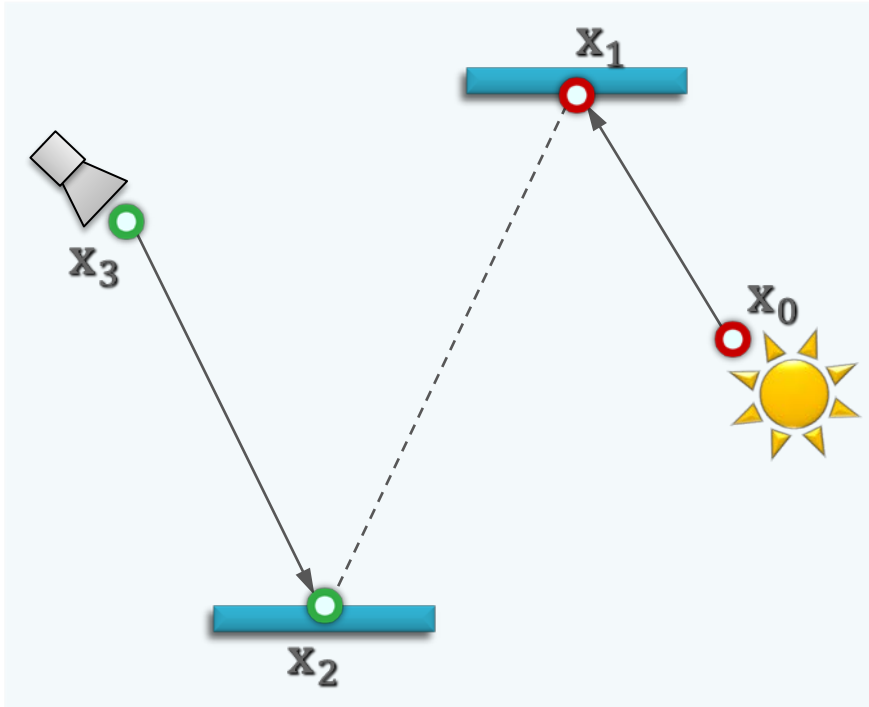
Photon mapping

$$p(\bar{\mathbf{x}}) = p(x_0)p(x_0 \rightarrow x_1) p(x_1 \rightarrow x_2^*) p(x_3)p(x_3 \rightarrow x_2)$$

Vertex Connection and Merging

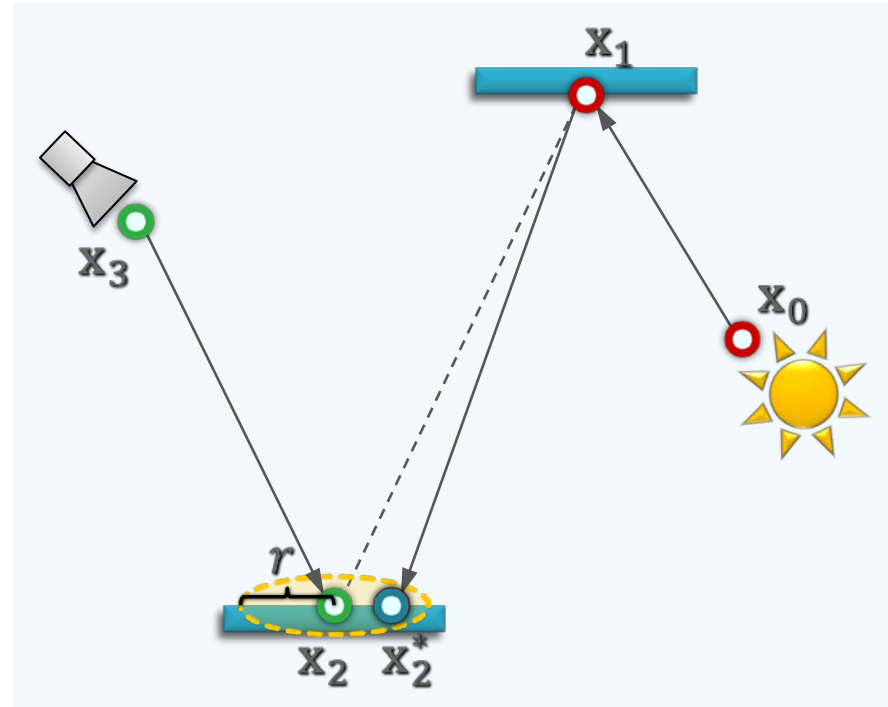
$$A \times A \times A \times A$$

- Light vertex
- Camera vertex



Bidirectional path tracing

$$p_{VC}(\bar{x}) = p(x_0)p(x_0 \rightarrow x_1) p(x_3)p(x_3 \rightarrow x_2)$$



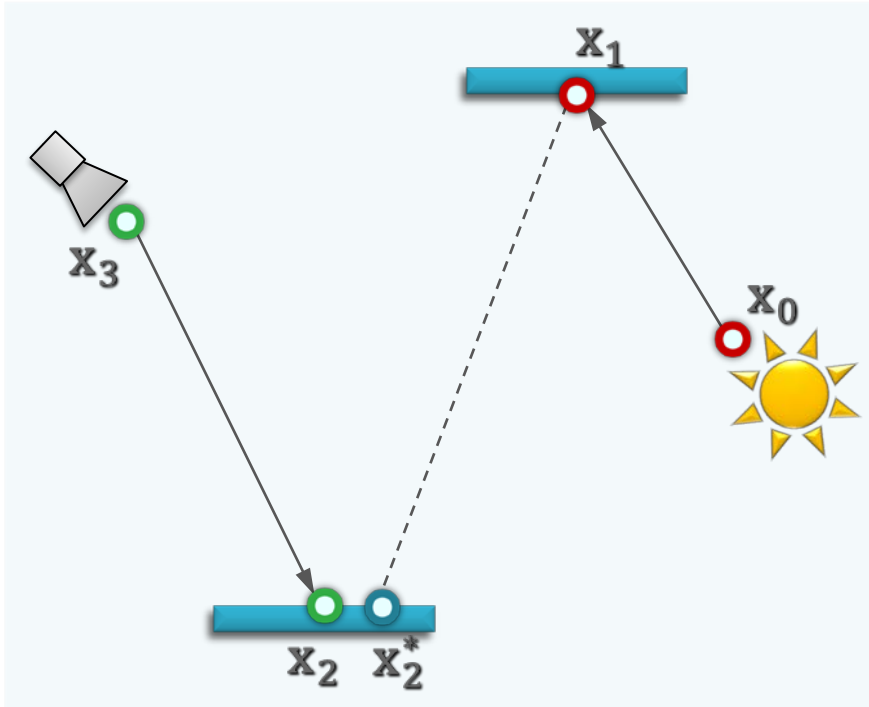
Vertex merging

$$p_{VM}(\bar{x}) \approx p(x_0)p(x_0 \rightarrow x_1) p(x_3)p(x_3 \rightarrow x_2) P(\|x_2 - x_2^*\| \leq r)$$

Extended path space [Hachisuka et al.]

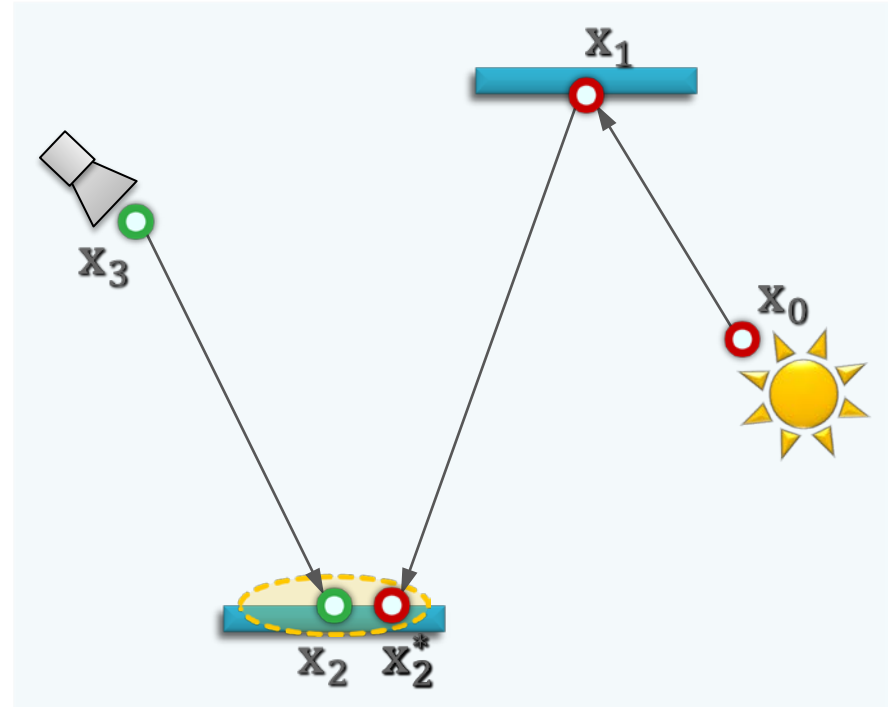
- Light vertex
- Camera vertex

$$A \times A \times A \times A \times A$$



Bidirectional path tracing

$$p(\bar{\mathbf{x}}) = \frac{p(\mathbf{x}_0)p(\mathbf{x}_0 \rightarrow \mathbf{x}_1) p(\mathbf{x}_3)p(\mathbf{x}_3 \rightarrow \mathbf{x}_2)}{(\pi r^2)}$$

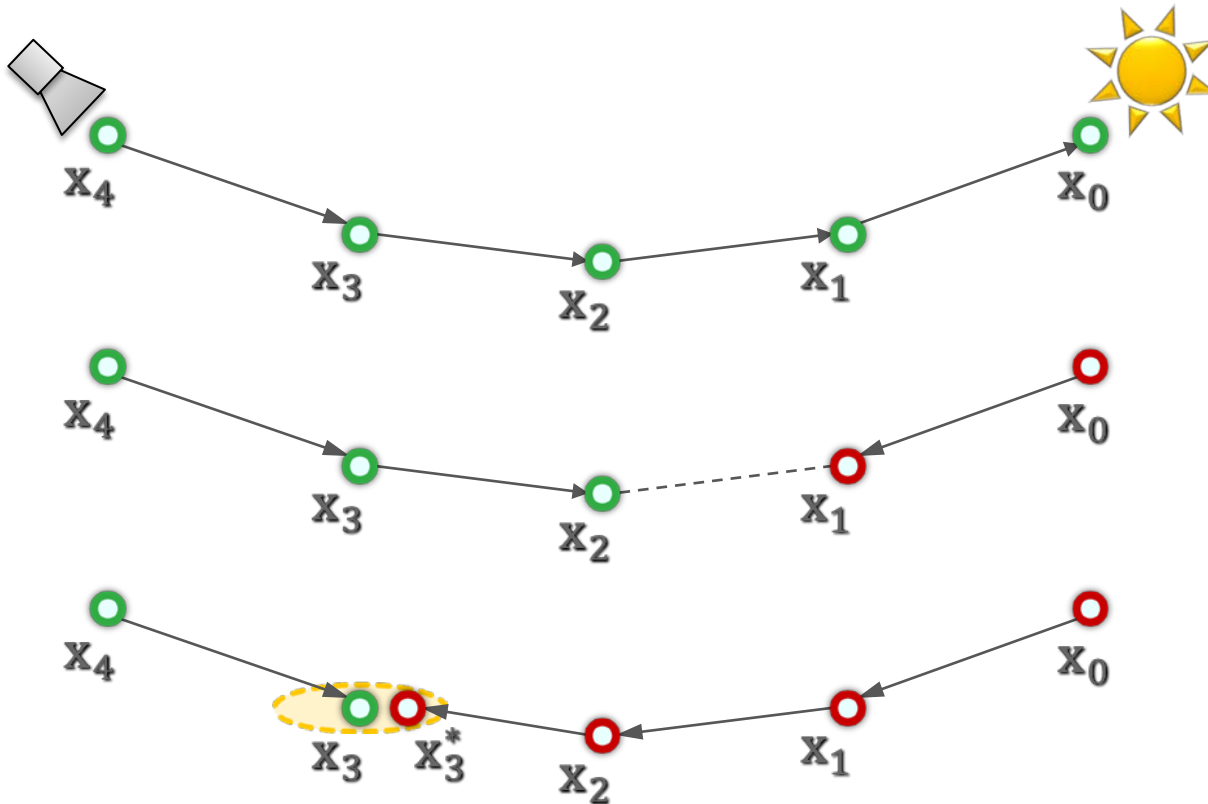


Photon mapping

$$p(\bar{\mathbf{x}}) = \frac{p(\mathbf{x}_0)p(\mathbf{x}_0 \rightarrow \mathbf{x}_1) p(\mathbf{x}_1 \rightarrow \mathbf{x}_2^*) p(\mathbf{x}_3)p(\mathbf{x}_3 \rightarrow \mathbf{x}_2)}{(\pi r^2)}$$

Sampling techniques

- Light vertex
- Camera vertex



Unidirectional 2 ways

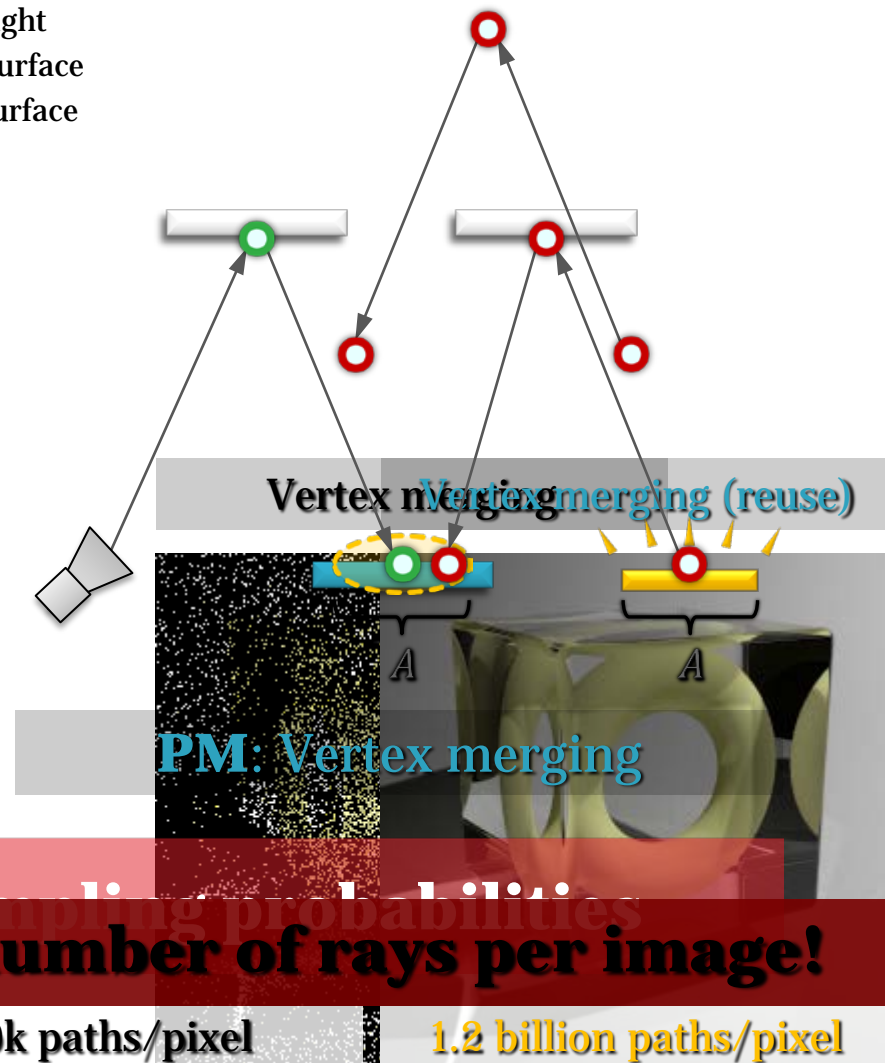
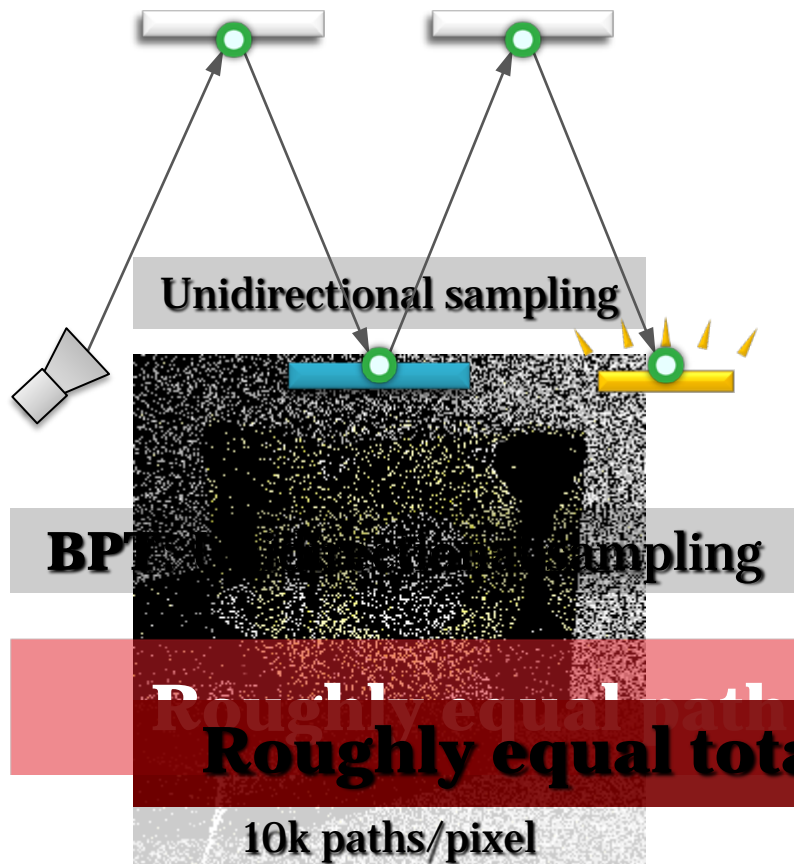
Vertex connection 4 ways

Vertex merging 3 ways


Total 9 ways

Technique comparison – SDS Paths

- Diffuse light
- Diffuse surface
- Mirror surface

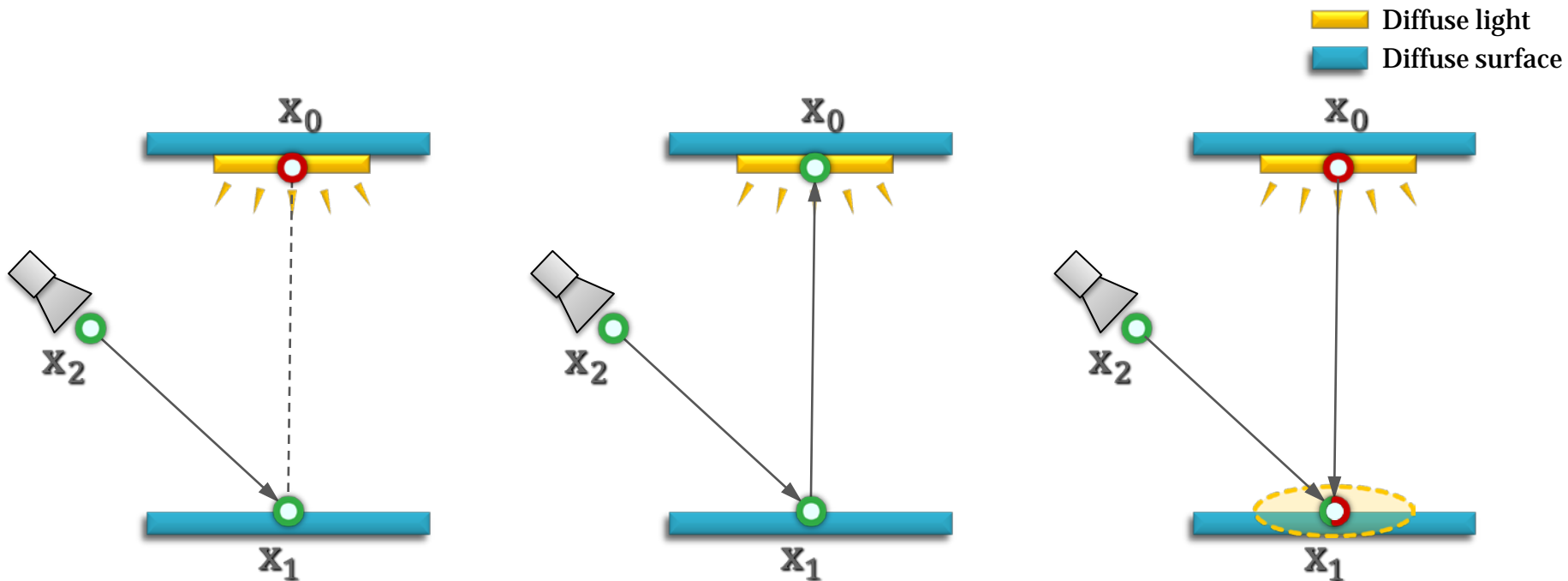


Roughly equal total number of rays per image!



Photon mapping (Density estimation) (30 min)

Technique comparison – Diffuse Illum.



Vertex connection
(VC)

Unidirectional
sampling (US)

Vertex
Merging (VM)

Roughly equal sampling densities

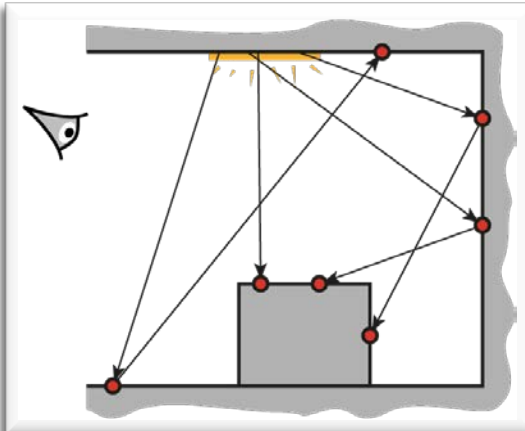
$$p_{US} \approx p_{VM} \approx \frac{p_{VC}}{100,000}$$



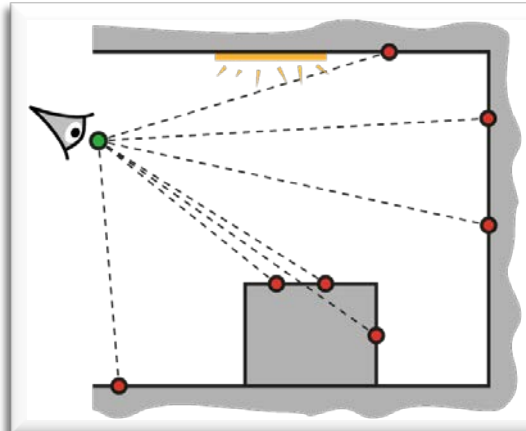
Bidirectional path tracing (30 min)

VCM – Algorithm overview

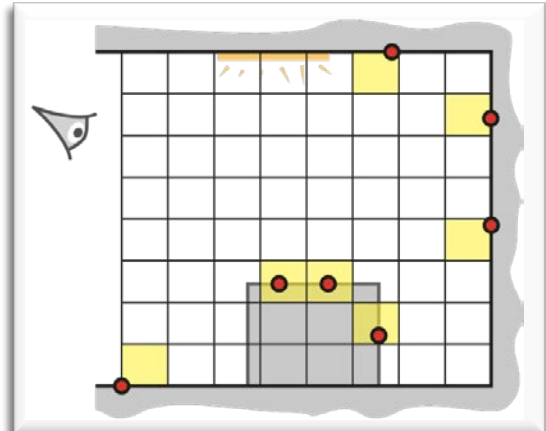
Stage 1: Light sub-path sampling



a) Trace sub-paths

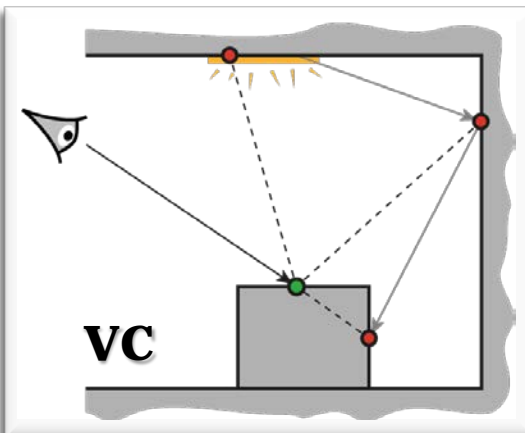


b) Connect to eye

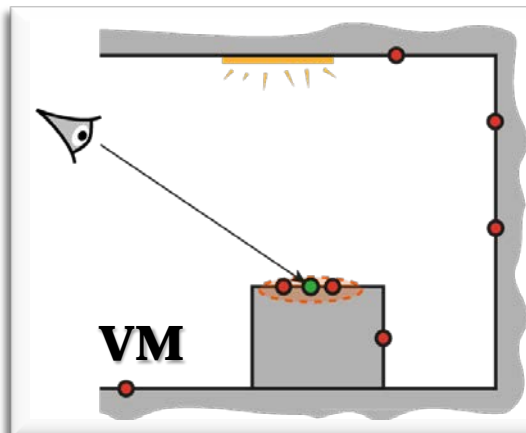


c) Build search struct.

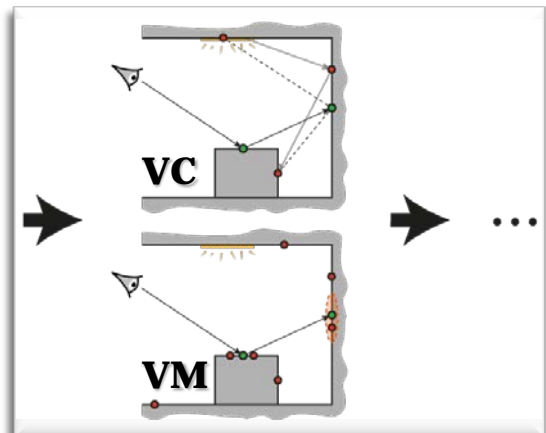
Stage 2: Eye sub-path sampling



a) Vertex connection



b) Vertex merging



c) Continue sub-path



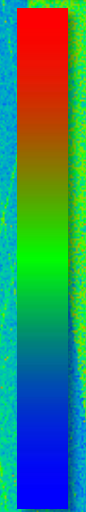
Bidirectional path tracing (30 min)



Stochastic progressive photon mapping (30 min)



VM



VC

Relative technique contributions



Bidirectional path tracing (30 min)

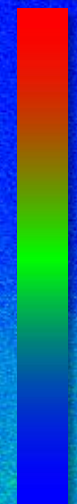


Stochastic progressive photon mapping (30 min)



Vertex connection and merging (30 min)

PM



BPT



Relative technique contributions

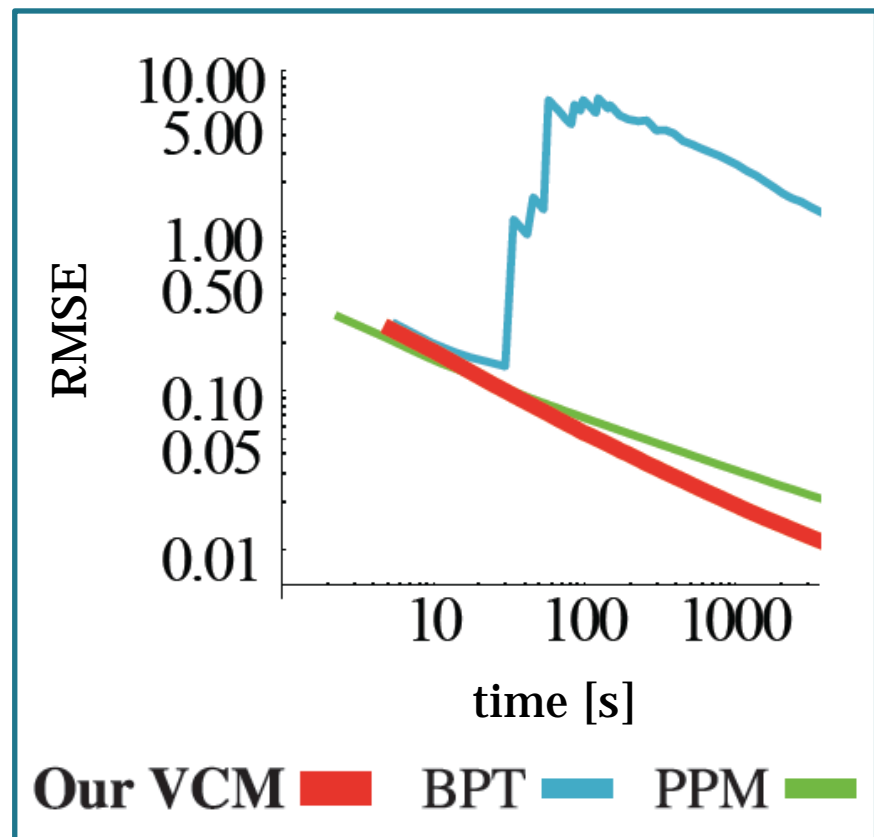

Convergence rate

■ RMSE convergence

👍 **BPT:** $O(N^{-0.5})$

👎 **PPM:** $O(N^{-0.33})$


👍 **VCM:** $O(N^{-0.5})$



Summary

- Image synthesis requires **robust** estimators
- **Vertex Connection and Merging**
 - Bidirectional path tracing + Photon mapping (density est.)
 - Photon mapping (density est.) as a path sampling technique
- **Invaluable tools**
 - Multiple importance sampling
 - Path integral view of light transport

Remaining challenges



Resources

- **Implementation technical report**
Image comparisons
[iliyan.com]
- **SmallVCM** – *open-source VCM implementation*
[SmallVCM.com]

VCM in production



Developed by Ondra Karlik
<http://www.corona-renderer.com>

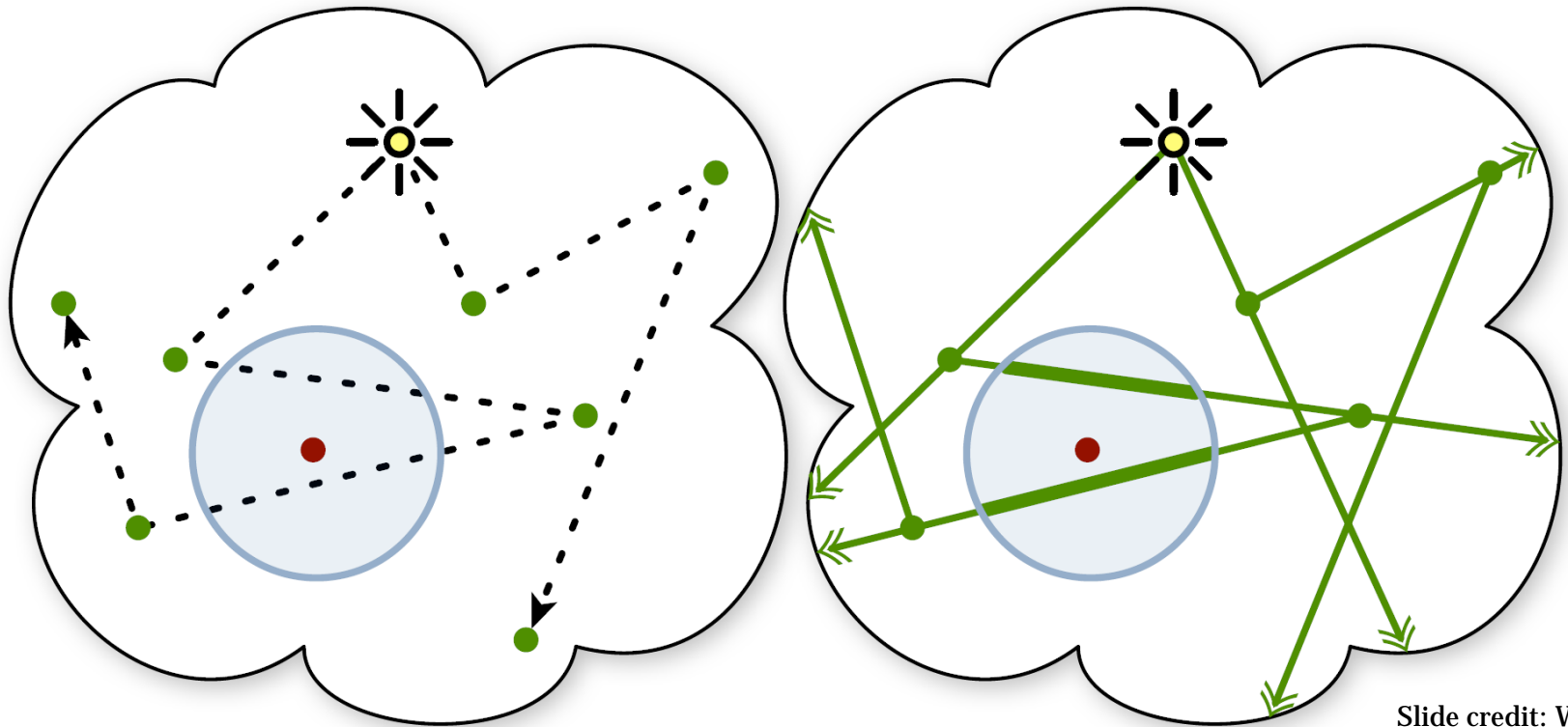


EXTENSION TO VOLUMETRIC SCATTERING



Volumetric Light Transport

- “Photon beams” [Jarosz et al. 2011]




Photon Points

Photon Beams

Slide credit: W. Jarosz

Volumetric Light Transport: Unified Points, Beams & Paths

SIGGRAPH 2014 (to appear)



References

- *Georgiev et al.*, “Light Transport Simulation with Vertex Connection and Merging”, SIGGRAPH Asia 2012
- *Hachisuka et al.* “A Path Space Extension for Robust Light Transport Simulation” , SIGGRAPH Asia 2012
- *Křivánek et al.* “Unifying Points, Beams, and Paths in Volumetric Light Transport Simulation” , SIGGRAPH 2014 (to appear)

Acknowledgements

- **Ondra Karlík**
- **Czech Science Foundation**
 - grant no. P202-13-26189S

THANK YOU!

Questions?

Jaroslav Křivánek

Combining path integral and
particle density estimators in
light transport simulation



Computer
Graphics
Charles
University

[\[cgg.mff.cuni.cz/~jaroslav\]](http://cgg.mff.cuni.cz/~jaroslav)