



DEPTH OF FIELD RENDERING WITH SURFACE SPLATTING

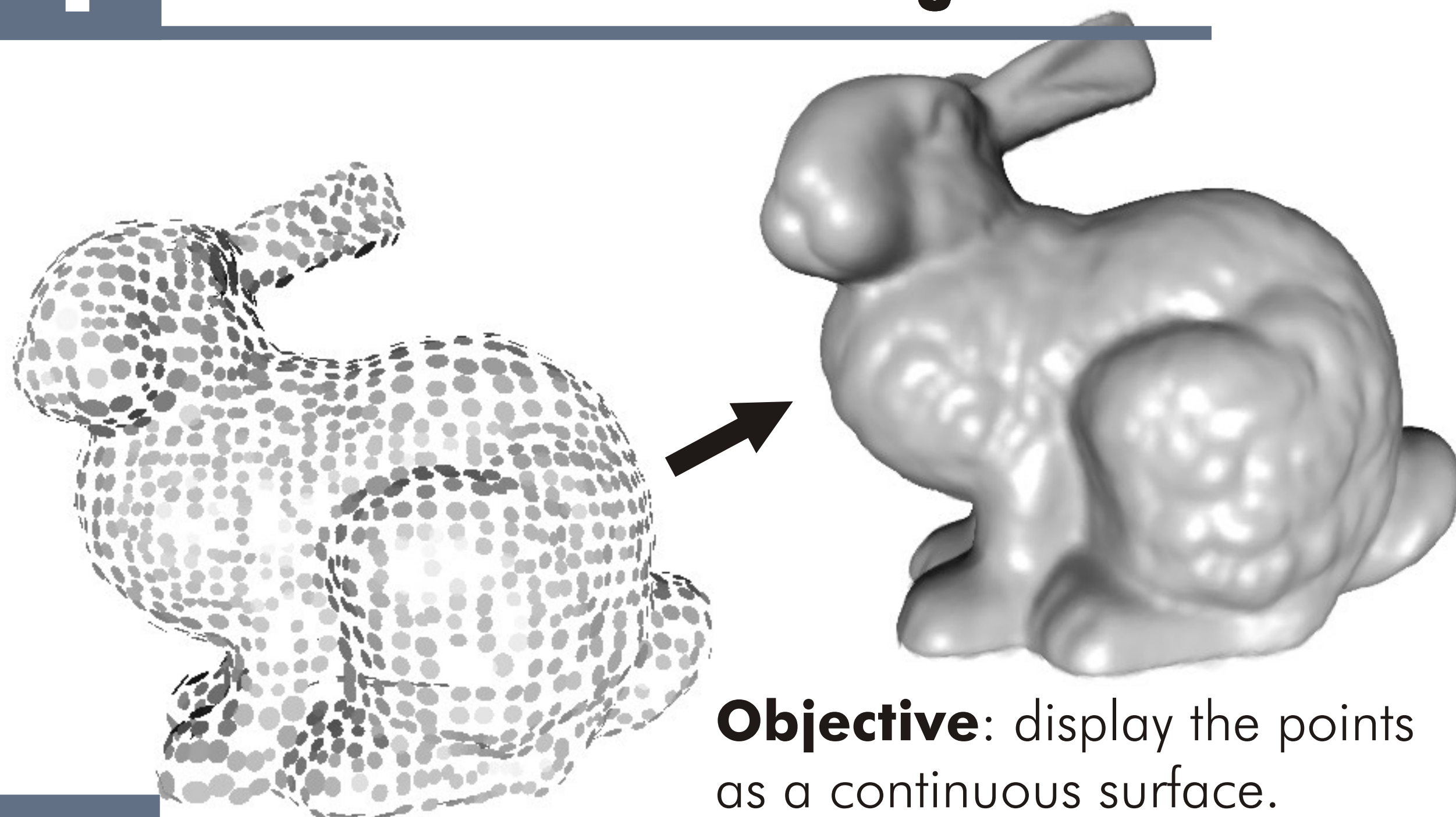
JAROSLAV KRIVÁNEK

Dept. of Computer Science and Engineering, Karlovo nám. 13, 121 35 Prague
email: xkrivanj@fel.cvut.cz



ABSTRACT
We present a new, fast algorithm for rendering the depth-of-field effect for point-based surfaces. It handles partial occlusion correctly, it does not suffer from intensity leakage and it renders depth-of-field in presence of transparent surfaces. The algorithm is new in that it exploits the level-of-detail paradigm to select the surface detail according to the amount of depth-blur applied. This makes the speed of the algorithm practically independent of the amount of depth-blur. The algorithm is an extension of the Elliptical Weighted Average (EWA) surface splatting.

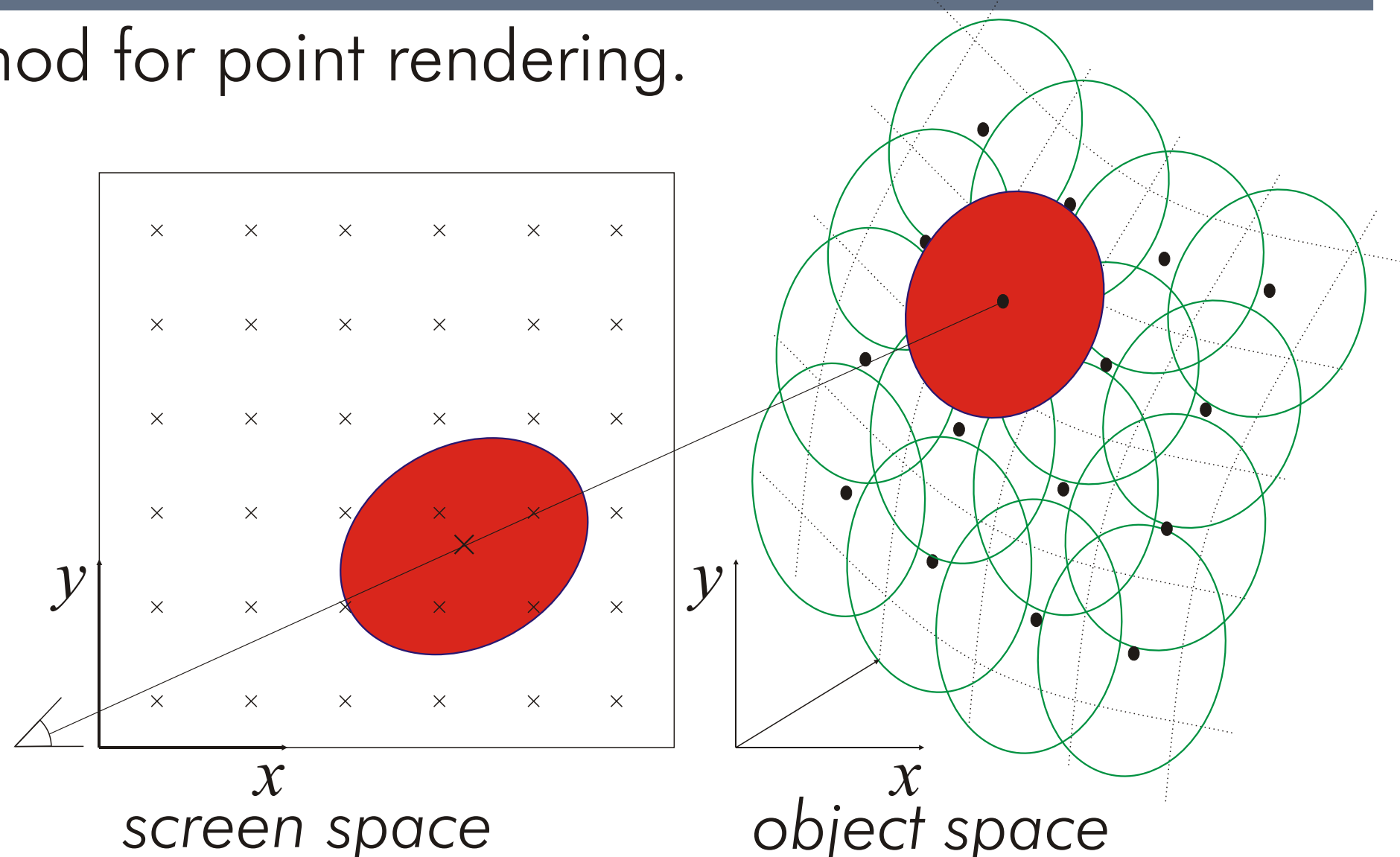
1 Point-based Rendering



Objective: display the points as a continuous surface.

2 Splatting

A method for point rendering.



B Discs are projected to screen space as ellipses.

A Objects are represented as overlapping discs around each surface sample (point).

Depth-of-Field

Depth blurring

- Caused by finite aperture lens.
- Out-of-focus point make a circle of confusion (CoC) in the image.
- Light intensity within the CoC described by Lommel function [1], we simplify the distribution to a Gaussian.

Depth blurring = filtering with a spatially-variant filter:

$$c^{dof}(x) = \int_{R^2} c(x) I(x, coc(\cdot)) d$$

$c^{dof}(x)$ — blurred image
 $c(x)$ — sharp (unblurred) image
 $I(x, coc(\cdot))$ — intensity distribution in CoC


Point rendering

- apply the filter to every point separately and
- simplify the filtering to convolution.


Depth-of-Field with Level of Detail

- Choose coarser LOD for more blurred object.
- Apply additional convolution to get the desired blur.

Results



A No depth-of-field.



B Focused on the man.



C Focused on the transparent mask.

3

4

5