

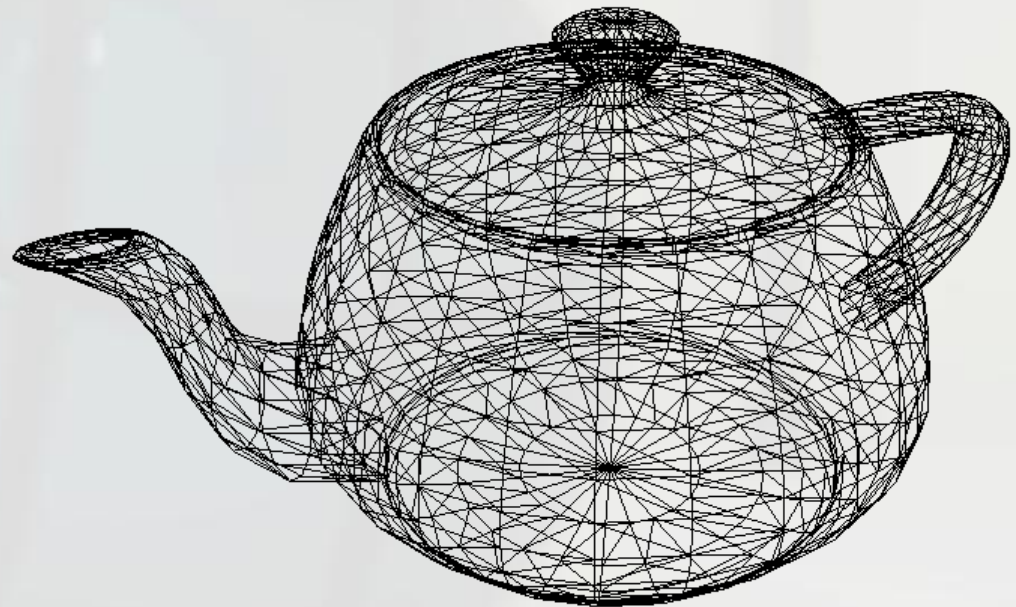


Surface Reflectance Models

Oskar Elek, MFF UK

- Object appearance modeling...

- **Object appearance:**
 - Object geometry



- **Object appearance:**
 - Object material ('shading')



- Object appearance:
 - Global illumination



- Object appearance:
 - Object material ('shading')



- **Introduction**
- **BRDF**
 - Types
 - Properties
 - Sampling
 - Perspectives
- **Sample BRDF**
- **Layered microfacet model**
 - Introduction
 - Assumptions
 - Description
 - Details
 - Examples

- **Introduction**
- **BRDF**
 - Types
 - Properties
 - Sampling
 - Perspectives
- **Sample BRDF**
- **Layered microfacet model**
 - Introduction
 - Assumptions
 - Description
 - Details
 - Examples

- **Object material modeling...**

- **Object material modeling**
 - Colour



- **Object material modeling**
 - Colour
 - Environment reflection
(present?, sharp/blurry?, ...)



- **Object material modeling**
 - Colour
 - Environment reflection
(present?, sharp/blurry?, ...)
 - **Specular highlight**
(present?, small/large?,
colour?, ...)

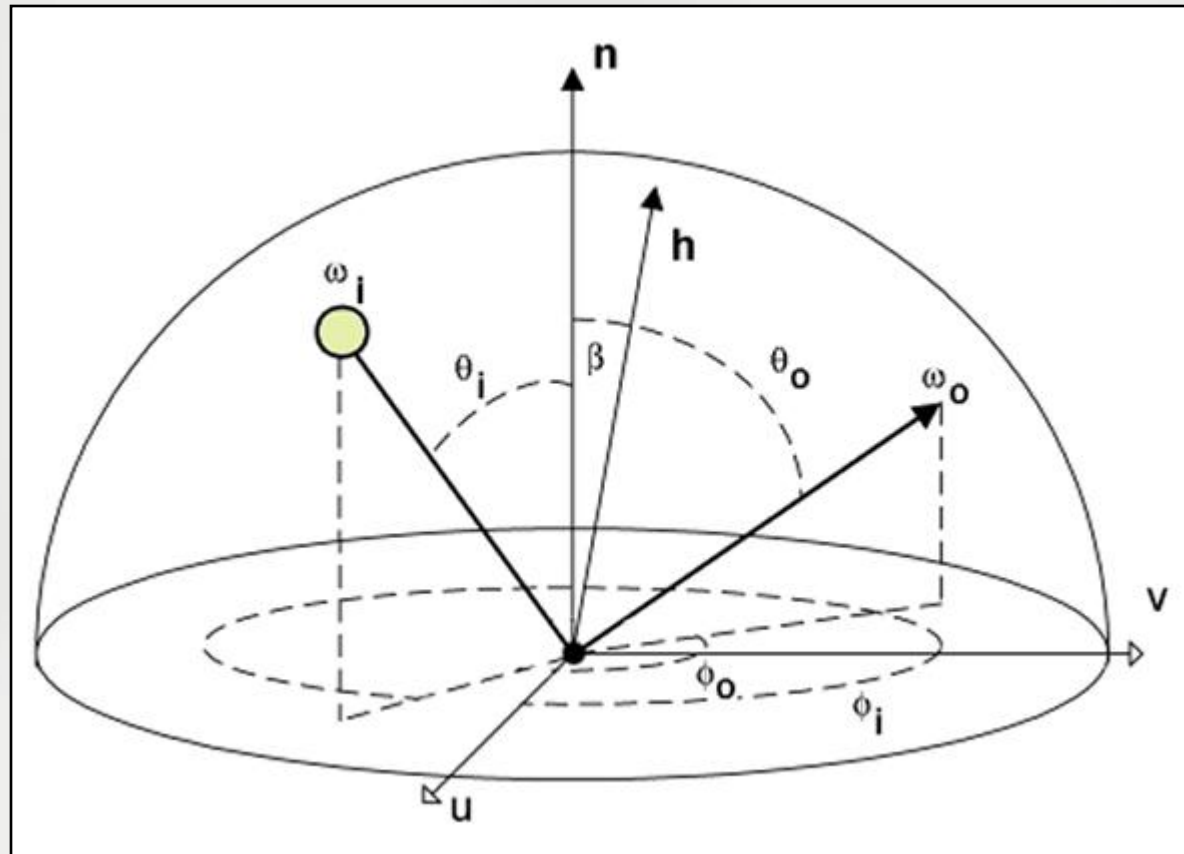


- **Object material modeling**
 - Colour
 - Environment reflection
(present?, sharp/blurry?, ...)
 - Specular highlight
(present?, small/large?,
colour?, ...)
 - **Visible surface features**



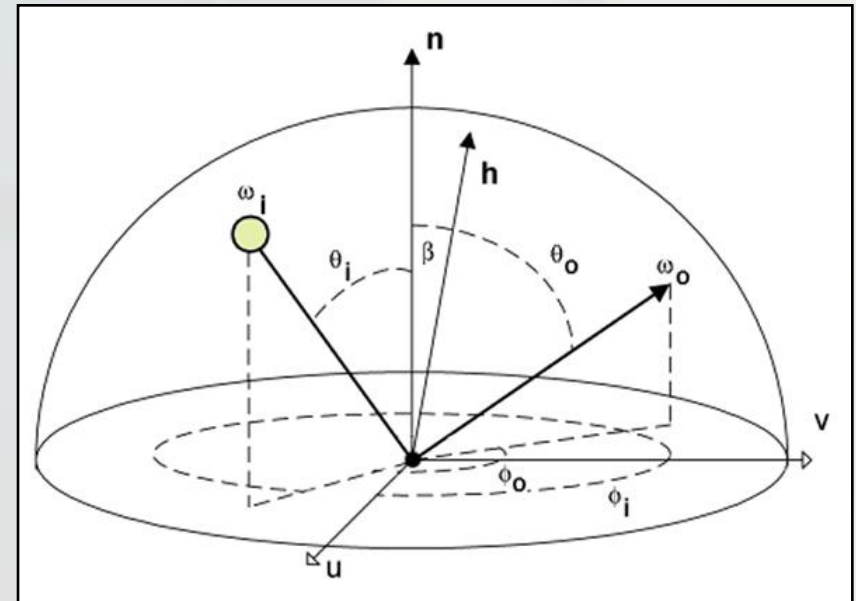
- Introduction
- **BRDF**
 - Types
 - Properties
 - Sampling
 - Perspectives
- Sample BRDF
- Layered microfacet model
 - Introduction
 - Assumptions
 - Description
 - Details
 - Examples

- Bidirectional Reflectance Distribution Function



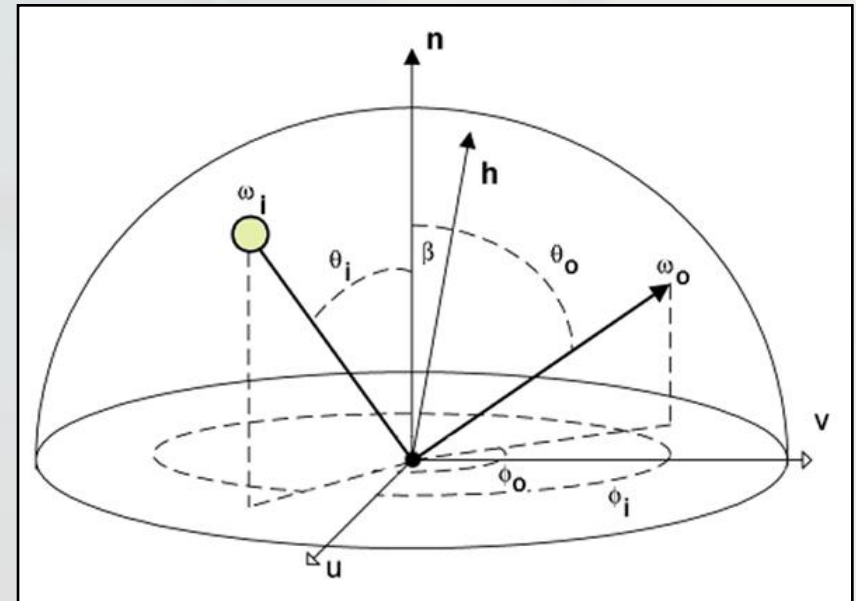
$$f_r(\Theta_i, \Theta_r, x, y, \lambda) = \frac{d^2 L_r(\Theta_r, x, y, \lambda)}{L_i(\Theta_i, x, y, \lambda) \cos \theta_i dA d\omega_i}$$

- Incident/reflected vectors
- Surface position
- Wavelength
- Incident radiance
- Reflected radiance



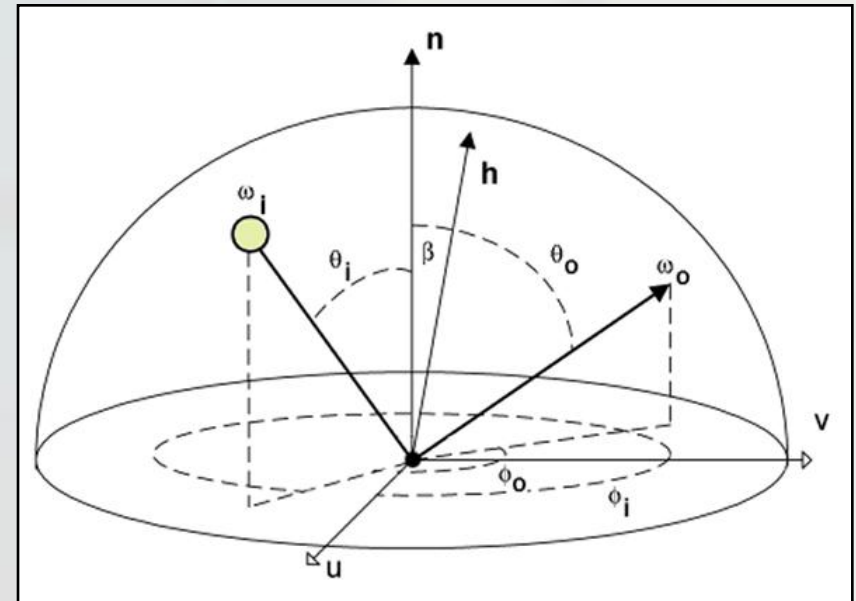
$$f_r(\Theta_i, \Theta_r, x, y, \lambda) = \frac{d^2 L_r(\Theta_r, x, y, \lambda)}{L_i(\Theta_i, x, y, \lambda) \cos \theta_i dA d\omega_i}$$

- Incident/reflected vectors
- Surface position
- Wavelength
- Incident radiance
- Reflected radiance



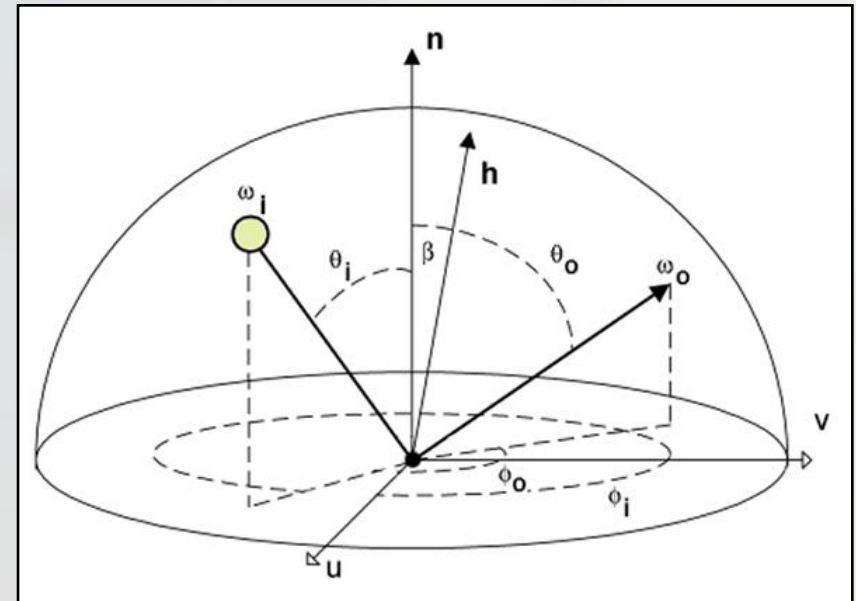
$$f_r(\Theta_i, \Theta_r, x, y, \lambda) = \frac{d^2 L_r(\Theta_r, x, y, \lambda)}{L_i(\Theta_i, x, y, \lambda) \cos \theta_i dA d\omega_i}$$

- Incident/reflected vectors
- **Surface position** (correctly not part of BRDF)
- Wavelength
- Incident radiance
- Reflected radiance



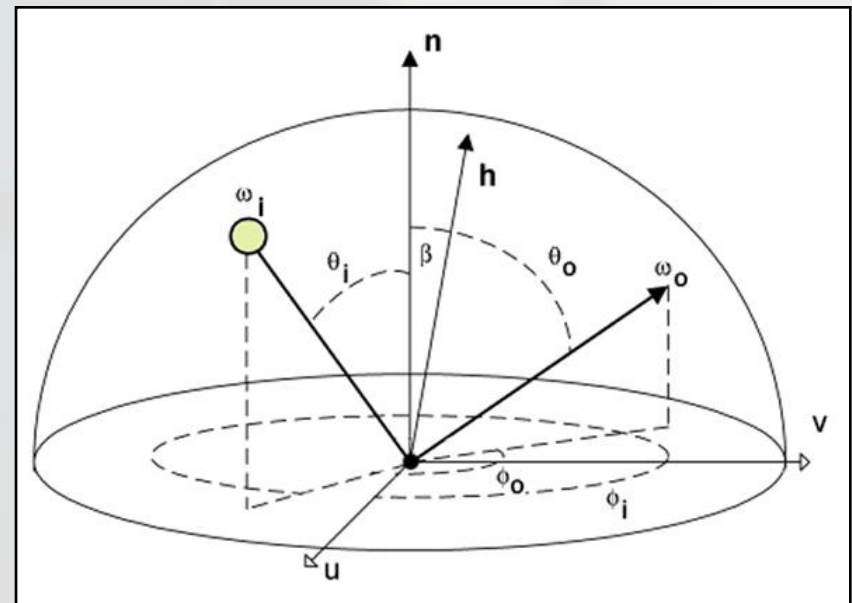
$$f_r(\Theta_i, \Theta_r, x, y, \lambda) = \frac{d^2 L_r(\Theta_r, x, y, \lambda)}{L_i(\Theta_i, x, y, \lambda) \cos \theta_i dA d\omega_i}$$

- Incident/reflected vectors
- Surface position
- **Wavelength**
- Incident radiance
- Reflected radiance



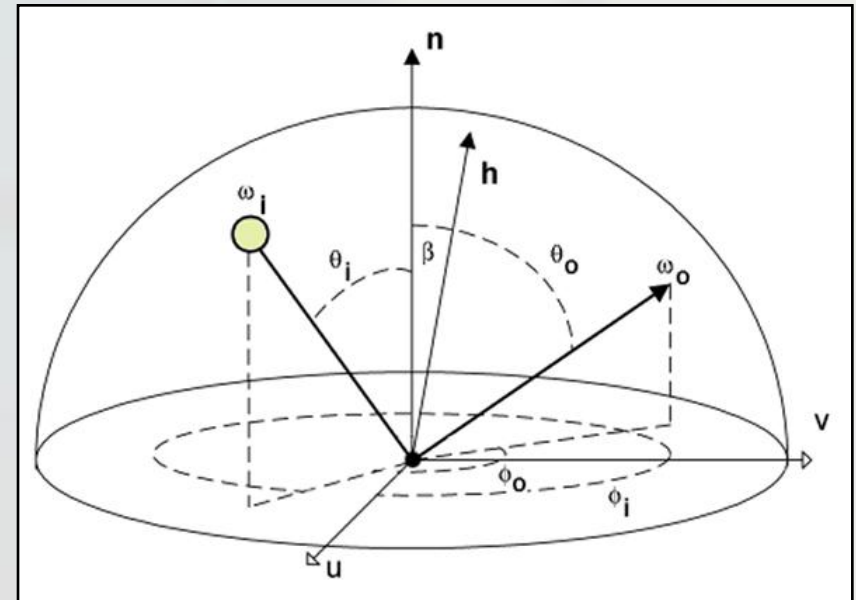
$$f_r(\Theta_i, \Theta_r, x, y, \lambda) = \frac{d^2 L_r(\Theta_r, x, y, \lambda)}{L_i(\Theta_i, x, y, \lambda) \cos \theta_i dA d\omega_i}$$

- Incident/reflected vectors
- Surface position
- Wavelength
- **Incident radiance**
- Reflected radiance




$$f_r(\Theta_i, \Theta_r, x, y, \lambda) = \frac{d^2 L_r(\Theta_r, x, y, \lambda)}{L_i(\Theta_i, x, y, \lambda) \cos \theta_i dA d\omega_i}$$


- Incident/reflected vectors
- Surface position
- Wavelength
- Incident radiance
- Reflected radiance



- **Empirical models**
 - Phong/Blinn-Phong, Ward, Strauss, Lafortune




- Empirical models
 - Phong/Blinn-Phong, Ward, Strauss, Lafortune
- Analytical first principles models
 - Torrance-Sparrow/Cook-Torrance, Oren-Nayar



- **Empirical models**
 - Phong/Blinn-Phong, Ward, Strauss, Lafortune
- **Analytical first principles models**
 - Torrance-Sparrow/Cook-Torrance, Oren-Nayar
- **Simulation from first principles**
 - Cabral et al., Westin et al., Gondek et al.



- **Empirical models**
 - Phong/Blinn-Phong, Ward, Strauss, Lafortune
- **Analytical first principles models**
 - Torrance-Sparrow/Cook-Torrance, Oren-Nayar
- **Simulation from first principles**
 - Cabral et al., Westin et al., Gondek et al.
- **Actual measurement**
 - e.g. with gonioreflectometer



- Energy conservation (!)

$$f_r(\Theta_i, \Theta_r, x, y, \lambda) = \frac{d^2 L_r(\Theta_r, x, y, \lambda)}{L_i(\Theta_i, x, y, \lambda) \cos \theta_i dA d\omega_i}$$

- Energy conservation (!)
- **Helmholtz reciprocity principle (!)**

$$f_r(\Theta_i, \Theta_r, x, y, \lambda) = \frac{d^2 L_r(\Theta_r, x, y, \lambda)}{L_i(\Theta_i, x, y, \lambda) \cos \theta_i dA d\omega_i}$$

- Energy conservation (!)
- Helmholtz reciprocity principle (!)
- **Good Monte-Carlo sampling properties**

$$f_r(\Theta_i, \Theta_r, x, y, \lambda) = \frac{d^2 L_r(\Theta_r, x, y, \lambda)}{L_i(\Theta_i, x, y, \lambda) \cos \theta_i dA d\omega_i}$$

- Energy conservation (!)
- Helmholtz reciprocity principle (!)
- Good Monte-Carlo sampling properties
- **Reasonable amount of storage**

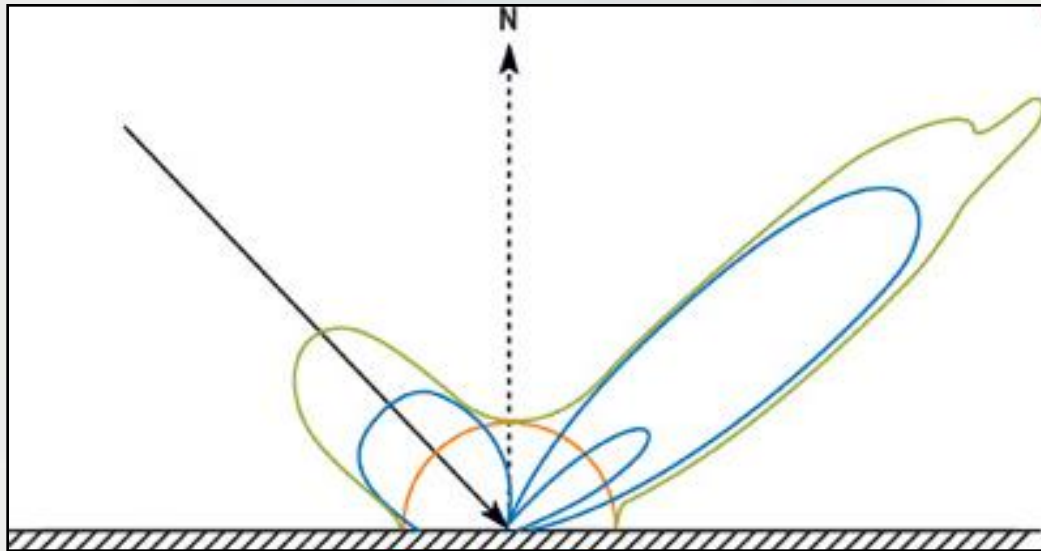
$$f_r(\Theta_i, \Theta_r, x, y, \lambda) = \frac{d^2 L_r(\Theta_r, x, y, \lambda)}{L_i(\Theta_i, x, y, \lambda) \cos \theta_i dA d\omega_i}$$

- Energy conservation (!)
- Helmholtz reciprocity principle (!)
- Good Monte-Carlo sampling properties
- Reasonable amount of storage
- **Good appearance reproduction**

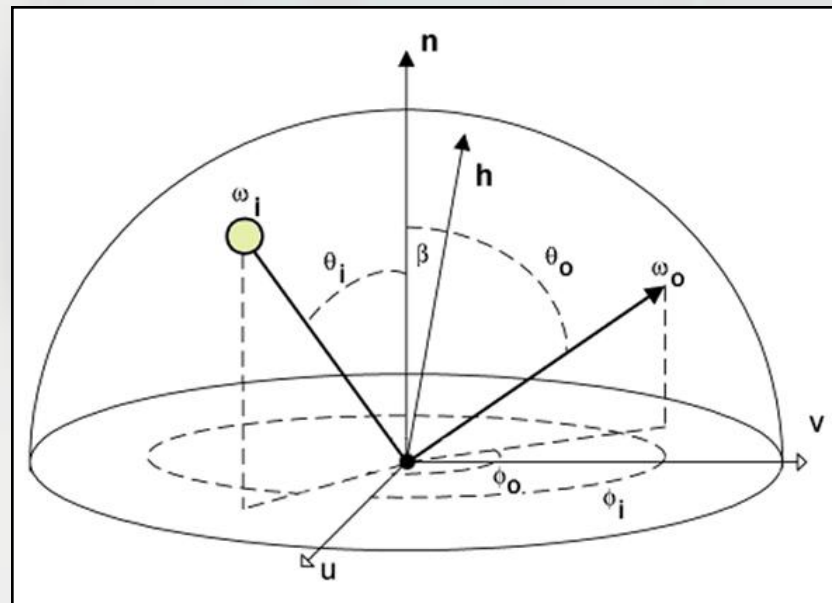
$$f_r(\Theta_i, \Theta_r, x, y, \lambda) = \frac{d^2 L_r(\Theta_r, x, y, \lambda)}{L_i(\Theta_i, x, y, \lambda) \cos \theta_i dA d\omega_i}$$

- **Path propagation vs. BRDF evaluation**

- Path propagation vs. BRDF evaluation
- Path propagation (global model):



- Path propagation vs. BRDF evaluation
- Path propagation (global model)
- **Combined BRDF evaluation (local model):**



- **Non-RT vs. RT applications...**

- Non-RT vs. RT applications
- **Non-RT renderer:**
 - Local and global sampling (incl. PDF)
 - High-quality reproduction
 - Good storage possibilities
 - Speed not crucial

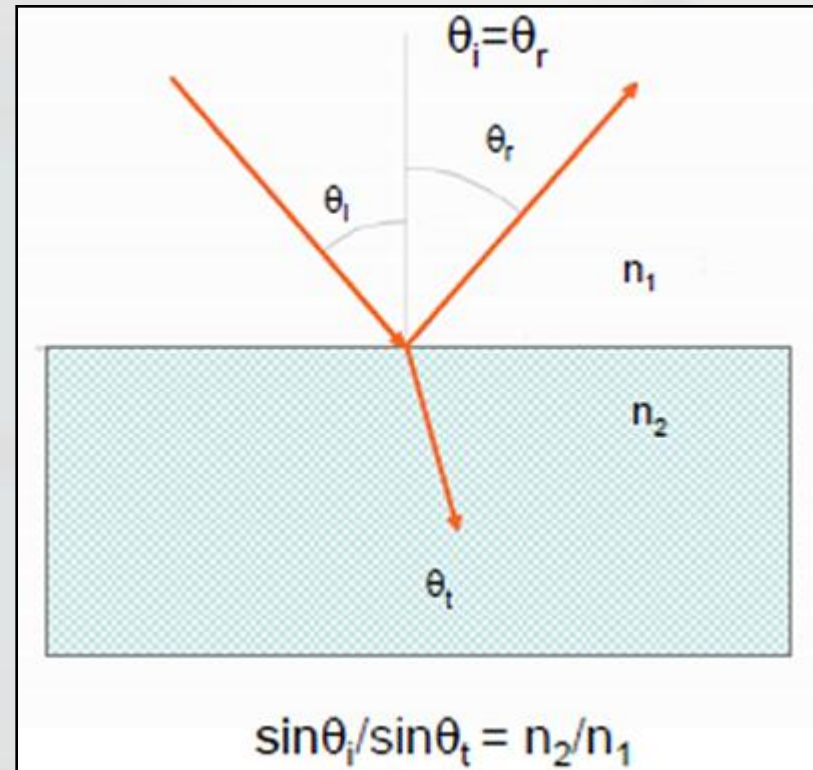


- Non-RT vs. RT applications
- Non-RT renderer:
 - Local and global sampling (incl. PDF)
 - High-quality reproduction
 - Good storage possibilities
 - Speed not crucial
- RT renderer:
 - Only local model
 - Best-effort reproduction
 - Only closed form
 - Speed is crucial




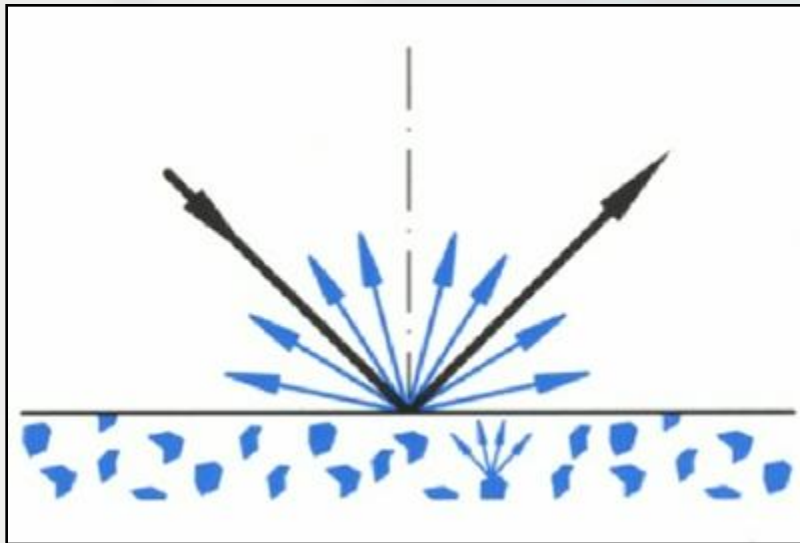
- Introduction
- BRDF
 - Types
 - Properties
 - Sampling
 - Perspectives
- Sample BRDF
- Layered microfacet model
 - Introduction
 - Assumptions
 - Description
 - Details
 - Examples

- Ideal mirror reflection/transmission
 - Fresnel term
 - Snell's law



- Ideal mirror reflection/transmission
 - Fresnel term
 - Snell's law
- **Lambertian (diffuse) reflection**

$$L_r = \frac{\rho}{\pi} \cdot \cos \theta_i \cdot L_i$$




- Empirical model
- Physically implausible
 - No energy conservation
 - No Fresnel reflectance



Sample BRDF – Phong/Blinn-Phong

- Empirical model
- Physically implausible
 - No energy conservation
 - No Fresnel reflectance

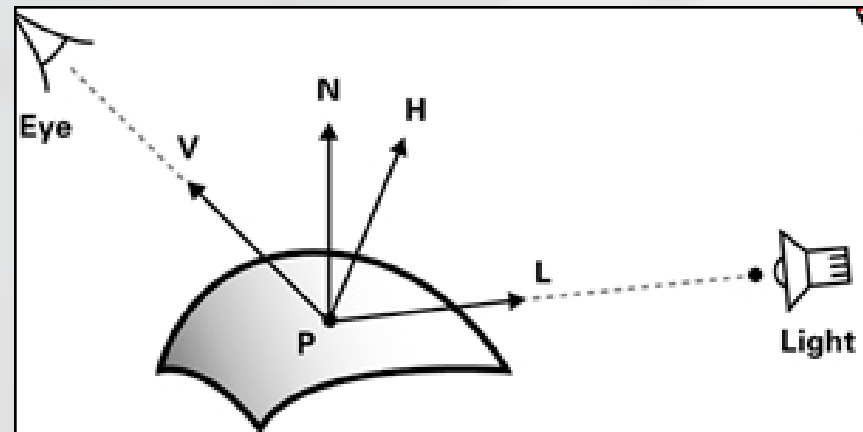


- Phong:

$$k_{spec} = \cos^n (R, V)$$

- Blinn-Phong

$$k_{spec} = \cos^n (N, H)$$



Sample BRDF – Torrance-Sparrow

- Analytical first principles model
 - Rough surface, V-shaped specular microfacets
- Cook-Torrance similarity



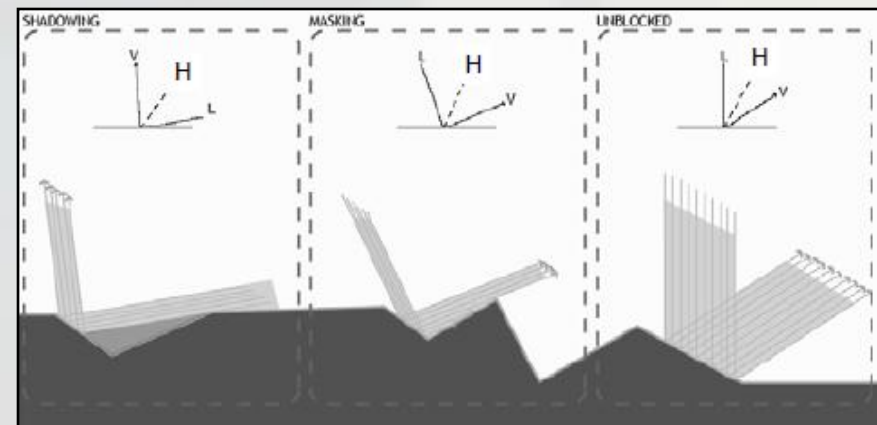
Sample BRDF – Torrance-Sparrow

- Analytical first principles model
 - Rough surface, V-shaped specular microfacets
- Cook-Torrance similarity

- **D** – distribution term
 - Gaussian, Beckmann, etc.
- **F** – Fresnel term
- **G** – geometry attenuation term (masking)


$$f_r = \frac{FDG}{4 \cdot (N \cdot L)(N \cdot V)}$$

$$G = \min\left(1, \frac{2(H \cdot N)(E \cdot N)}{E \cdot H}, \frac{2(H \cdot N)(L \cdot N)}{E \cdot H}\right)$$



Sample BRDF – Oren-Nayar

- Analytical first principles model
 - Rough surface, V-shaped diffuse microfacets



Sample BRDF – Oren-Nayar

- Analytical first principles model
 - Rough surface, V-shaped diffuse microfacets

$$\frac{\rho}{\pi} E_0 \cos \theta_i (A + B \text{Max} [0, \cos(\phi_r - \phi_i)] \sin \alpha \tan \beta)$$

$$A = 1.0 - 0.5 \frac{\sigma^2}{\sigma^2 + 0.33}$$

$$B = 0.45 \frac{\sigma^2}{\sigma^2 + 0.09}$$

- Introduction
- BRDF
 - Types
 - Properties
 - Sampling
 - Perspectives
- Sample BRDF
- Layered microfacet model
 - Introduction
 - Assumptions
 - Description
 - Details
 - Examples

Layered microfacet model - Introduction

- Layering problem



Layered microfacet model - Introduction

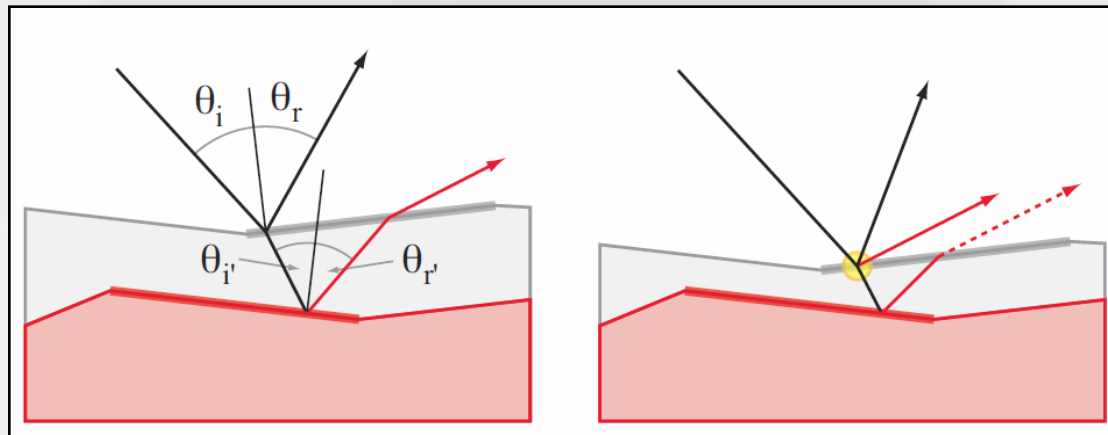
- Layering problem
- Full solution complicated



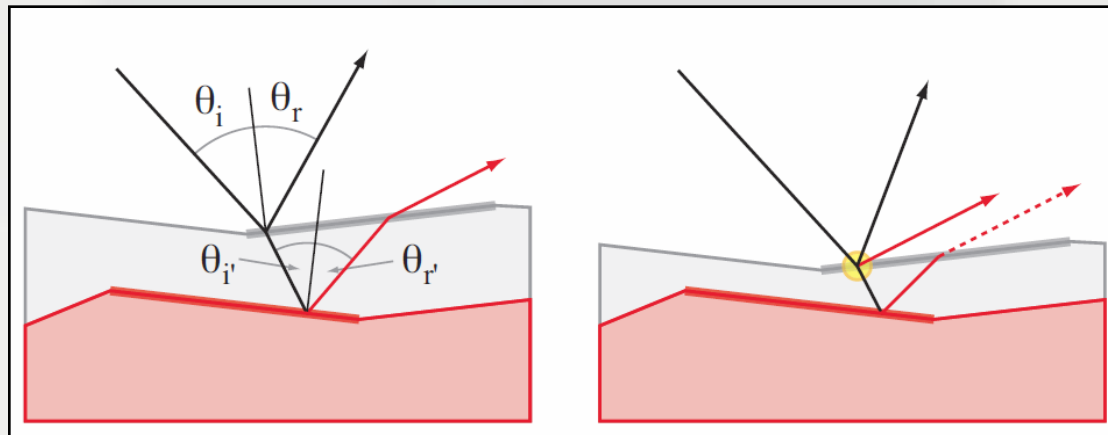
- **A. Weidlich and A. Wilkie: Arbitrary Layered Micro-Facet Surfaces, 2007**

Layered microfacet model - Assumptions

- A. Weidlich and A. Wilkie: Arbitrary Layered Micro-Facet Surfaces, 2007
- Assumptions
 - (1) Large microfacets (~thin layers)

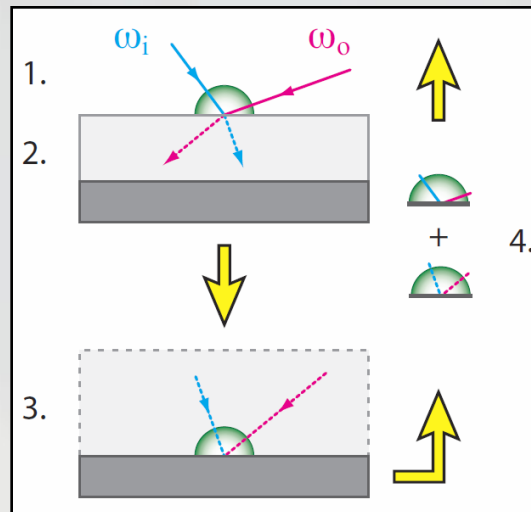


- A. Weidlich and A. Wilkie: Arbitrary Layered Micro-Facet Surfaces, 2007
- Assumptions
 - (1) Large microfacets (~thin layers)
 - (2) Point of incidence = point of exit

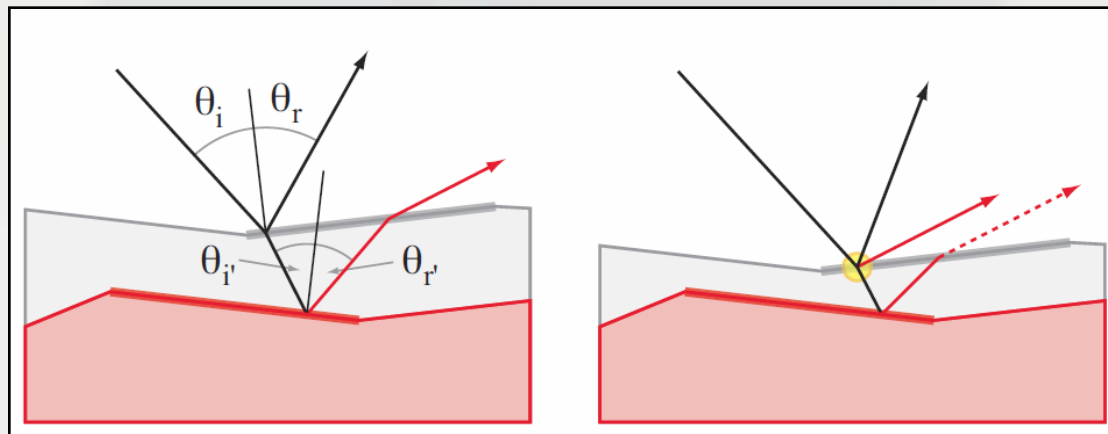


Layered microfacet model - Assumptions

- A. Weidlich and A. Wilkie: Arbitrary Layered Micro-Facet Surfaces, 2007
- Assumptions
 - (1) Large microfacets (\sim thin layers)
 - (2) Point of incidence = point of exit
 - (3) Refracted rays meet at single point



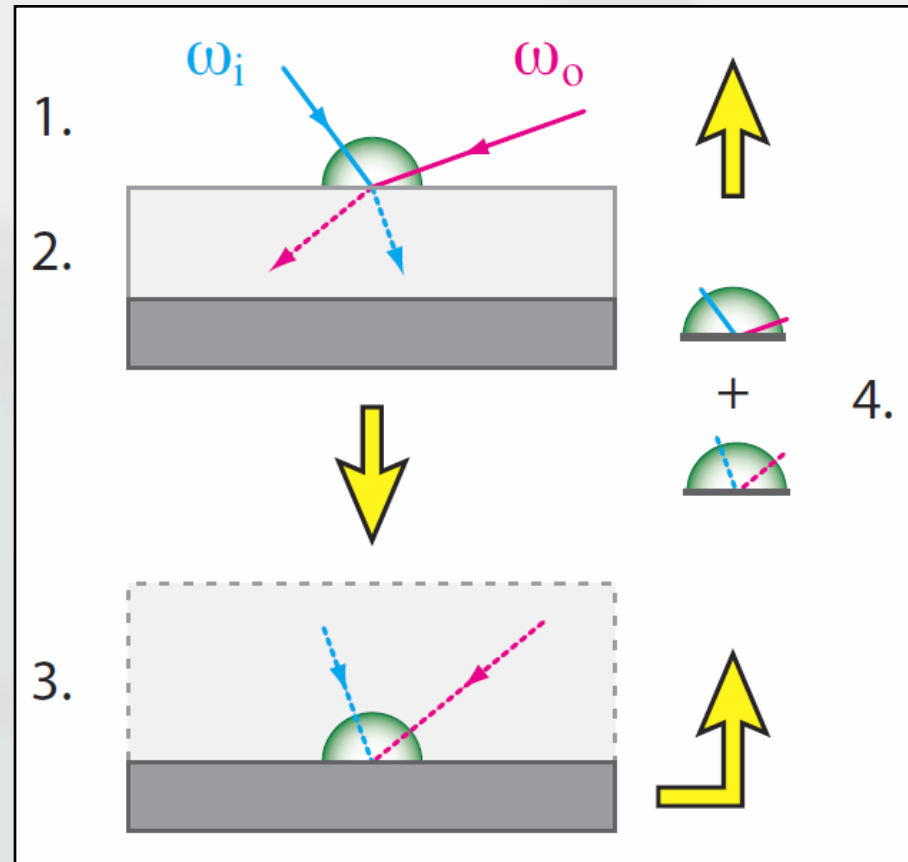
- A. Weidlich and A. Wilkie: Arbitrary Layered Micro-Facet Surfaces, 2007
- Assumptions
 - (1) Large microfacets (~thin layers)
 - (2) Point of incidence = point of exit
 - (3) Refracted rays meet at single point
 - (4) No scattering within layers



Layered microfacet model - Description

- 1. Upper layer BRDF evaluation

$$f_{r_1}(\theta_i, \theta_r)$$

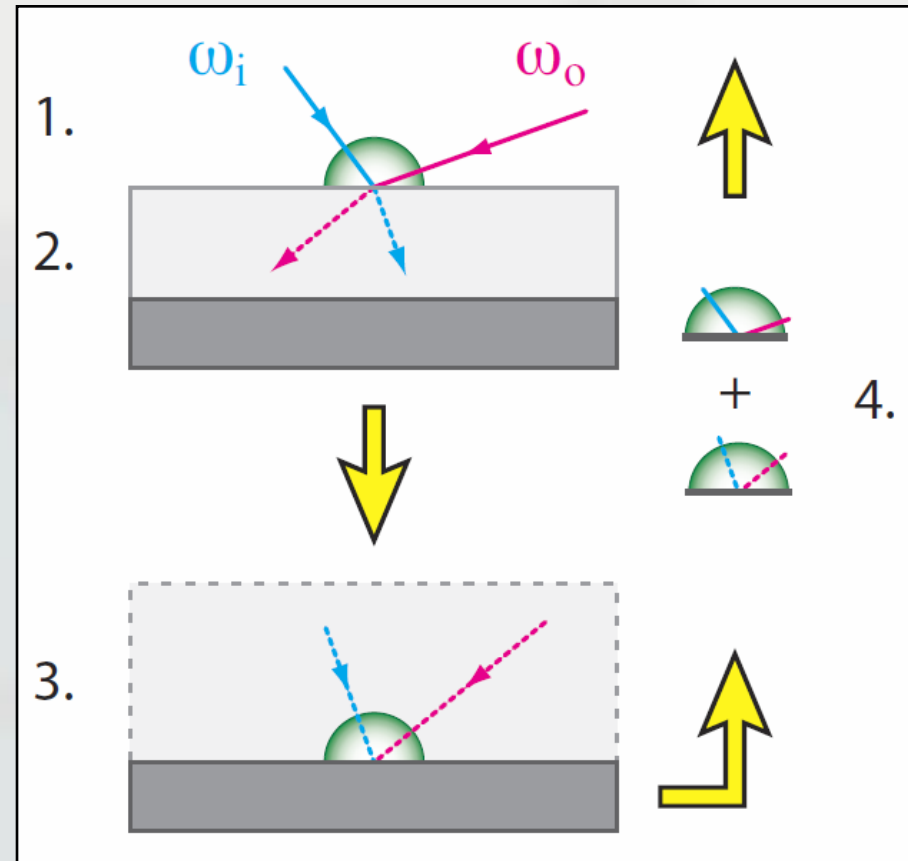


Layered microfacet model - Description

- 1. Upper layer BRDF evaluation
- 2. Energy enters acc. to Fresnel's law and undergoes absorption

$$T_{12}$$

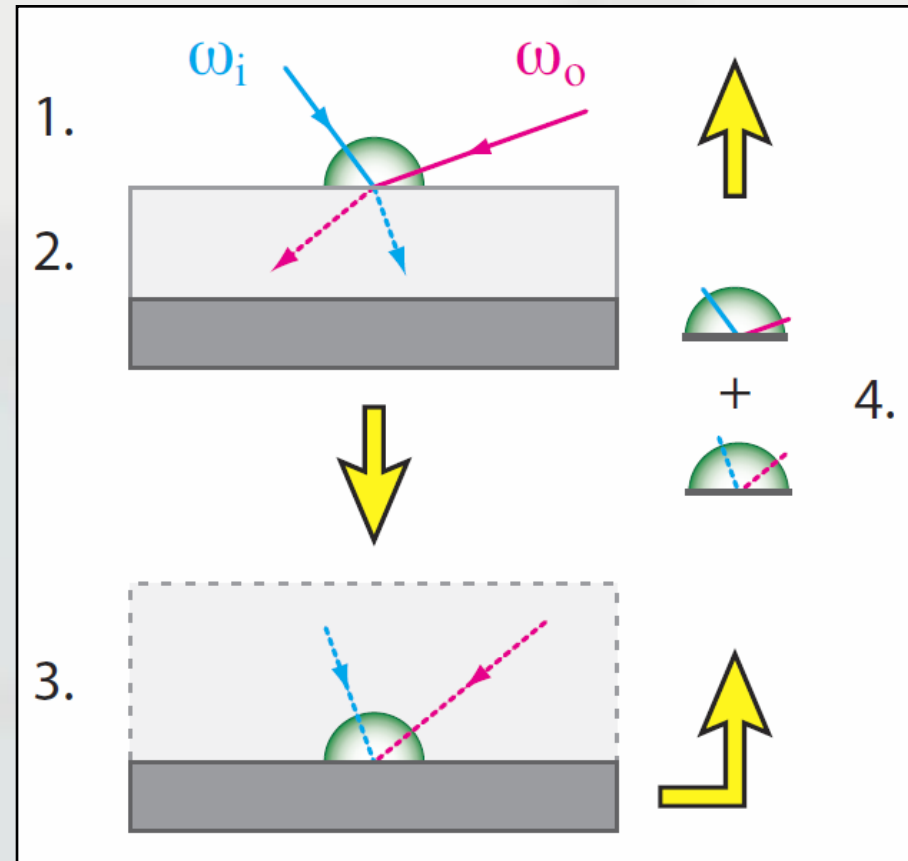
$$a$$



Layered microfacet model - Description

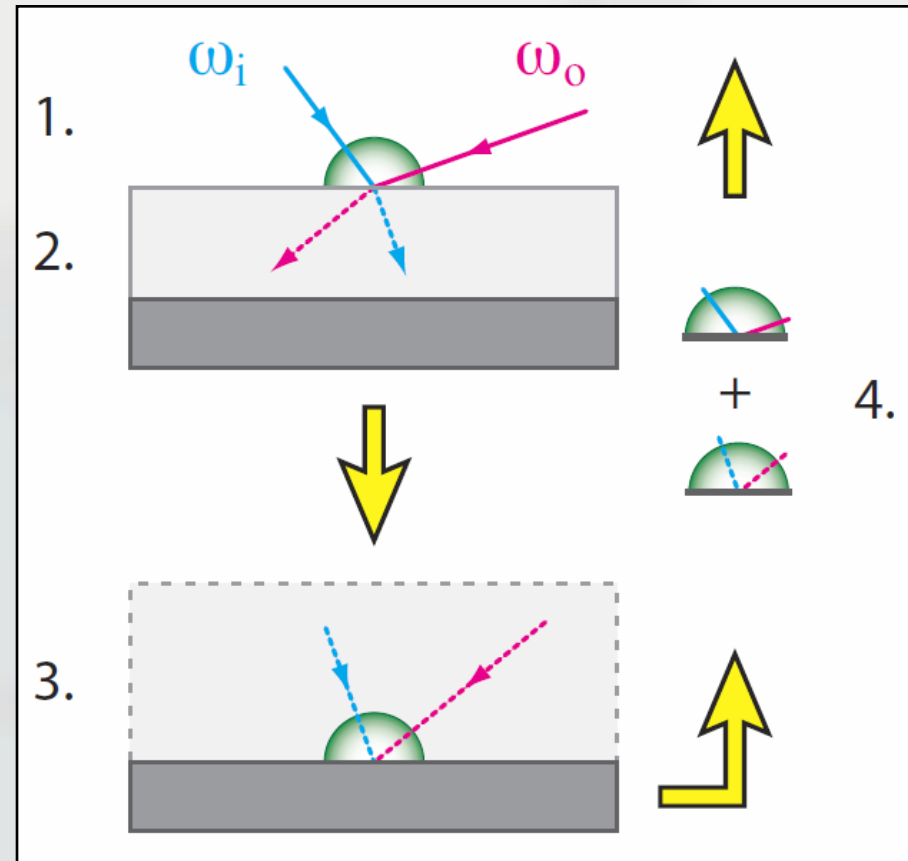
- 1. Upper layer BRDF evaluation
- 2. Energy enters acc. to Fresnel's law and undergoes absorption
- 3. Lower layer BRDF evaluation at single point

$$f_{r2}(\theta_{i'}, \theta_{r'})$$



Layered microfacet model - Description

- 1. Upper layer BRDF evaluation
- 2. Energy enters acc. to Fresnel's law and undergoes absorption
- 3. Lower layer BRDF evaluation at single point
- 4. Upward attenuation and recombination

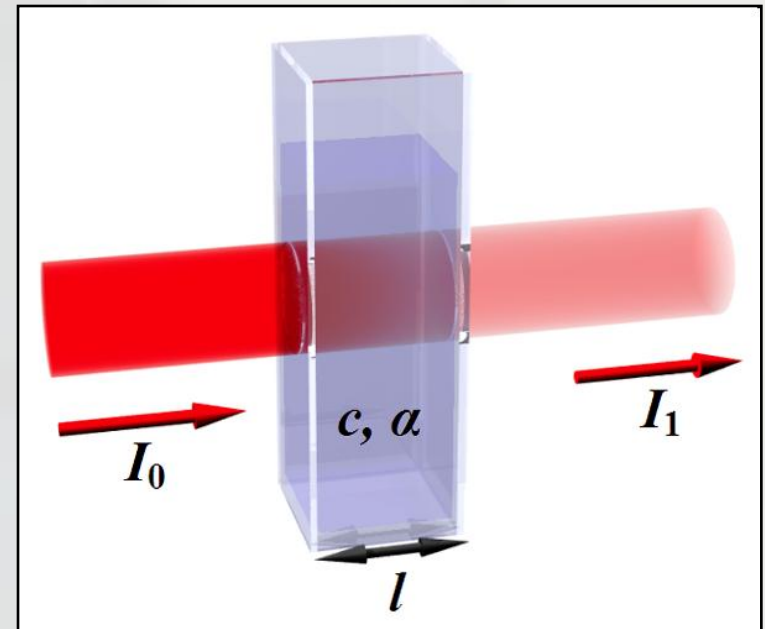


a *t*

Layered microfacet model - Details

- Absorption term a
 - Bouguer-Beer-Lambert law

$$I = I_0 e^{-\alpha l}$$

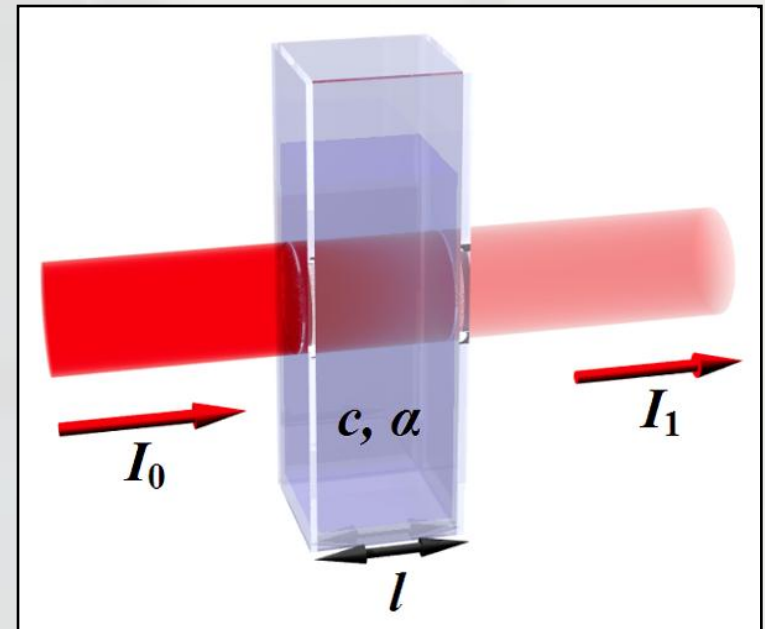
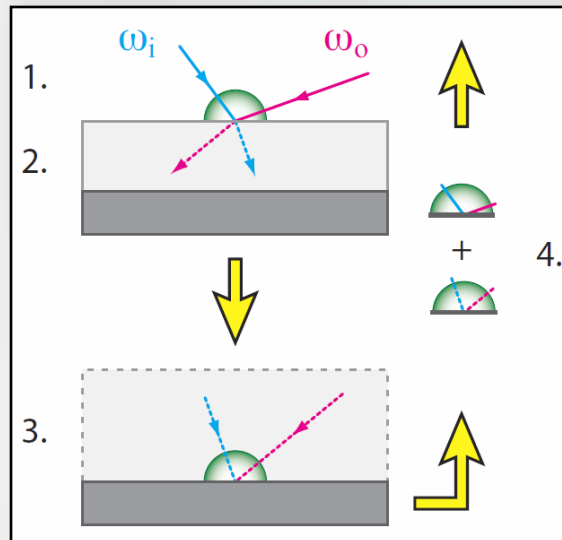


Layered microfacet model - Details

- Absorption term a
 - Bouguer-Beer-Lambert law

$$a = e^{-\alpha d \cdot \left(\frac{1}{\cos \theta_{i'}} + \frac{1}{\cos \theta_{r'}} \right)}$$

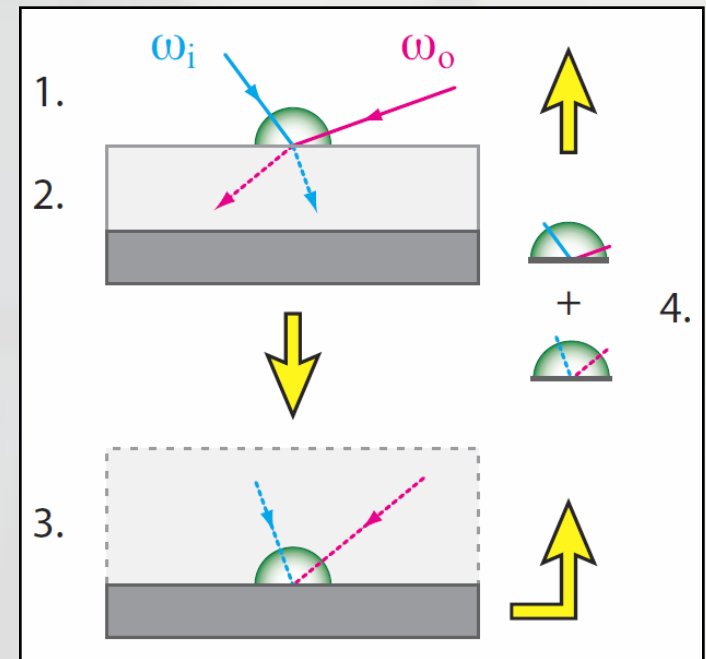
$$I = I_0 e^{-\alpha l}$$



Layered microfacet model - Details

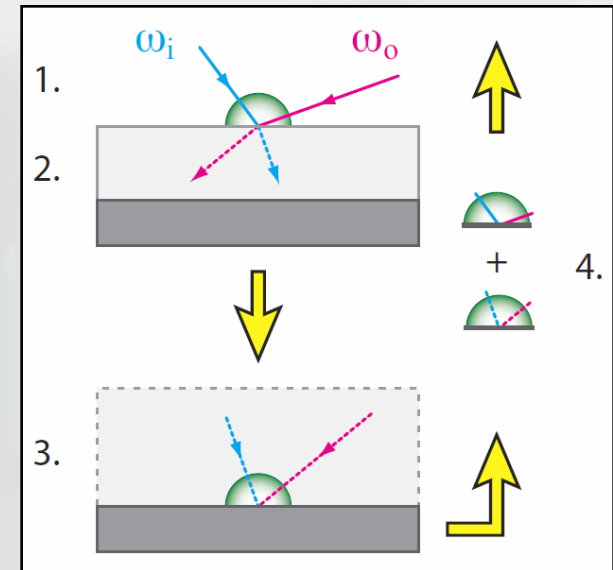
- Absorption term a
- Total internal reflection term t
 - Snell's law and upper layer microfacet distribution

$$t = (1 - G) + T_{21} \cdot G$$



Layered microfacet model - Details

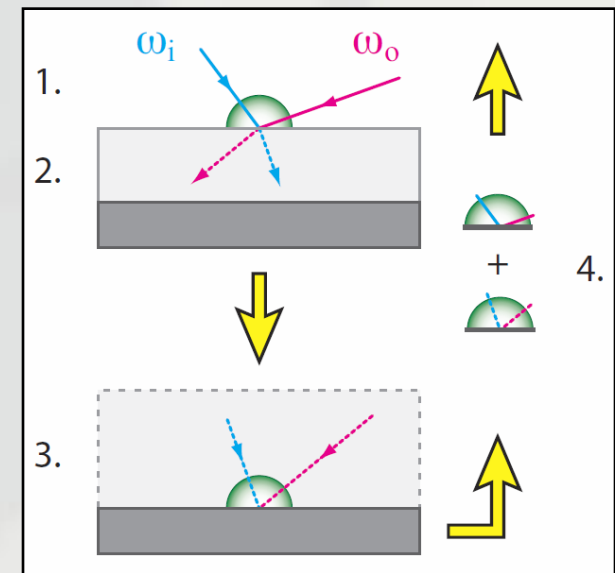
- Absorption term \underline{a}
- Total internal reflection term \underline{t}
- **Final combination**



$$f_r = f_{r_1}(\theta_i, \theta_r) + T_{12} \cdot f_{r_2}(\theta_{i'}, \theta_{r'}) \cdot a \cdot t$$

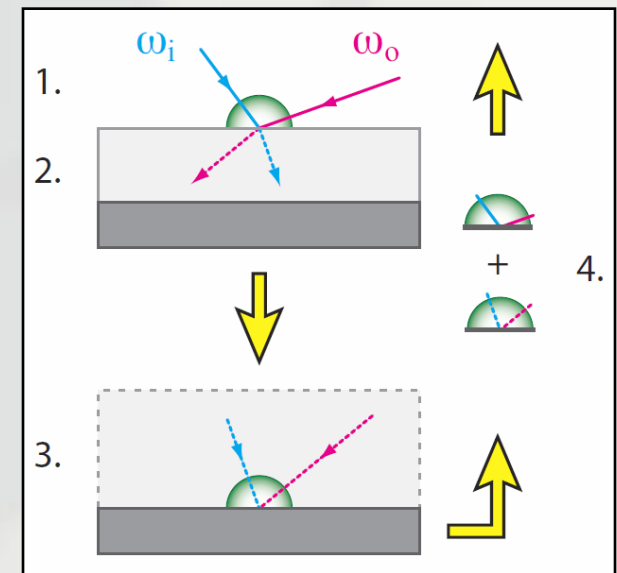
Layered microfacet model - Sampling

- Both local and global model



Layered microfacet model - Sampling

- Both local and global model
- **Importance sampling**
 - Global model - per-layer evaluation

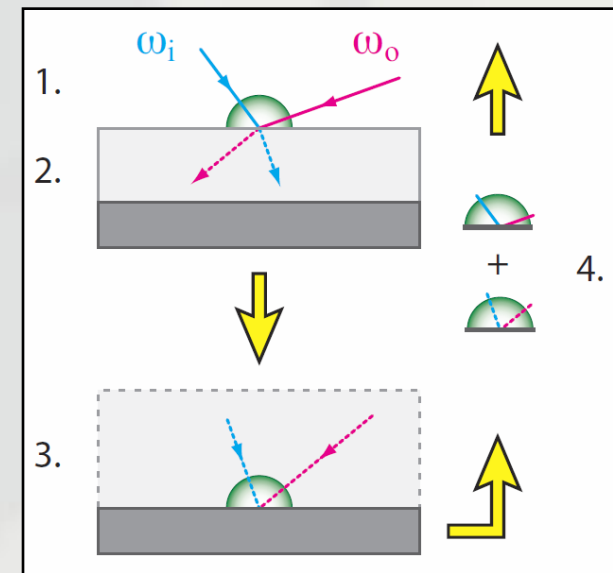


Layered microfacet model - Sampling

- Both local and global model
- **Importance sampling**
 - Global model - per-layer evaluation
 - Local model - weighting


$$p(x) \geq 0$$
$$\int_D p(x) d\mu(x) = 1$$

$$p = \sum w_i p_i$$





Layered microfacet model - Examples

• GI renders





Layered microfacet model - Examples

• GI renders





Layered microfacet model - Examples

- RT results





Layered microfacet model - Examples

- RT results





Layered microfacet model - Examples

- RT results



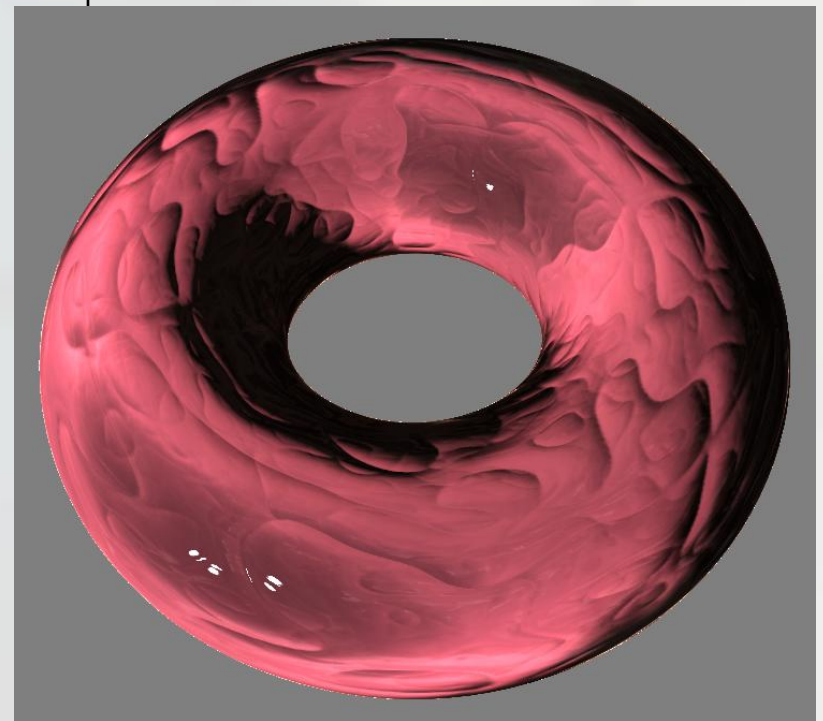

Layered microfacet model - Examples

- RT results





Layered microfacet model - Examples

- RT results





Layered microfacet model - Examples

- RT results




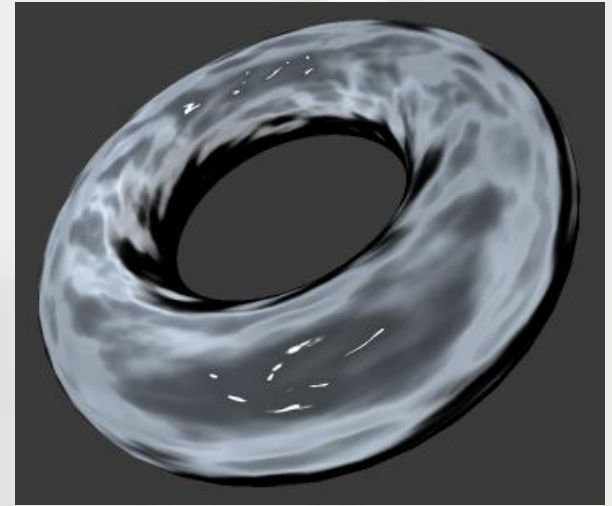


Layered microfacet model - Examples

- RT results



Layered microfacet model - Examples

- RT results



Layered microfacet model - Examples

- RT demo



The end

- Questions...

- **A. Weidlich and A. Wilkie: Arbitrary Layered Micro-Facet Surfaces, 2007**
- **A. Weidlich and A. Wilkie: Exploring the Potential of Layered BRDF Models (SIGGRAPH ASIA Course), 2009**
- **J. Dorsey, H. Rushmeyer, F. Sillion: Digital Modelling of Material Appearance, 2007**
- **R. L. Cook and K. E. Torrance: A Reflectance Model for Computer Graphics, 1982**
- **M. Oren and S. K. Nayar: Generalization of Lambert's Reflectance Model, 1994**
- **K. E. Torrance and E. M. Sparrow: Theory for Off-Specular Reflection From Roughened Surfaces, 1966**
- **Related Wikipedia articles (mostly for images and formulas)**