



# Font Rendering

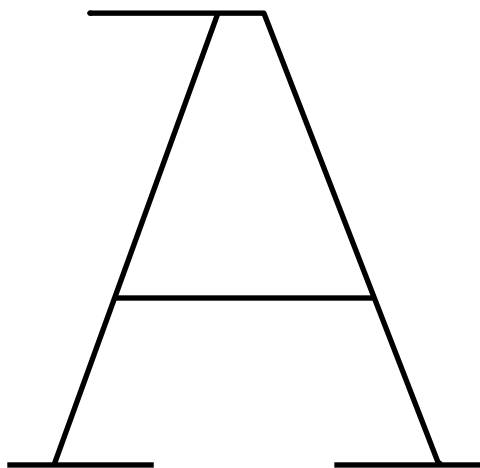
© 1995-2015 Josef Pelikán & Alexander Wilkie  
CGG MFF UK Praha

[pepca@cgg.mff.cuni.cz](mailto:pepca@cgg.mff.cuni.cz)



<http://cgg.mff.cuni.cz/~pepca/>



# Font Types



**Vector Fonts**  
(line and solid)



**Raster Fonts**



# Font Types

## ◆ **Vector fonts:**

- Outlines of the letters are stored as lines or curves
- Before display, these must be converted to bitmap format
- They can be easily scaled or rotated

## ◆ **Raster fonts:**

- Letters have to be constructed for each size manually as bitmaps
- Efficient drawing



# „Font cache”

- ◆ Conversion of **vector fonts** to raster form is time consuming
  - Individual letters repeat over and over again
  - Raster versions of letters are placed in a „font cache”
- ◆ Elements of the „**font cache**”:
  - Typeface (font name), size (in pt), orientation, character code, size of the raster image (in pixels)
  - „**bitmap**“ or reference to a common bit field



# Using the „font cache”

- ◆ To draw a specific letter **X**, one first searches the cache
  - For fast searching, **hashing** is used
  - If a letter is found, draw it via „BitBlt”
- ◆ In case of **not** finding anything in the „font cache”:
  - Convert letter to bitmap form, add to cache
  - From the cache, the least commonly used items are periodically removed



# End

Further Information:

- **J. Foley, A. van Dam, S. Feiner, J. Hughes:**  
*Computer Graphics, Principles and Practice*, 127-131, 976-979
- **Jiří Žára a kol.:** *Počítačová grafika*, principy a algoritmy, 119-126